

TABLE OF CONTENTS

Needle Bar	3-2
Clamping	3-4
Thread Trimmer	3-6
Shifter Mechanism	3-8
Feed Mechanism	3-10
Looper Mechanism	3-14
Base	3-16
Bite Mechanism	3-18
Thread Draw-off Mechanism	3-20
Main Cam	3-22
Head Assembly	3-24
Bedplate	3-26
Covers	3-28
Lubrication	3-30
Table	3-32
Table Embedded — ISBH	3-34
Electrical (ISBH) — I	3-36
Electrical (ISBH)— I Table Embedded	3-40
Electrical (ISBH+I) — I	3-44
Electrical — II	3-48
Electrical — III	3-50
Pneumatics	3-52
Pneumatics Indexer	3-54
Thread Pick-up	3-58
Indexer Linear Guide	3-60
Indexer Clamping Assembly	3-62
Indexer Assembly	3-64
Clamp Feet Angle	3-66
Accessories	3-68
Recommended spare parts	3-70

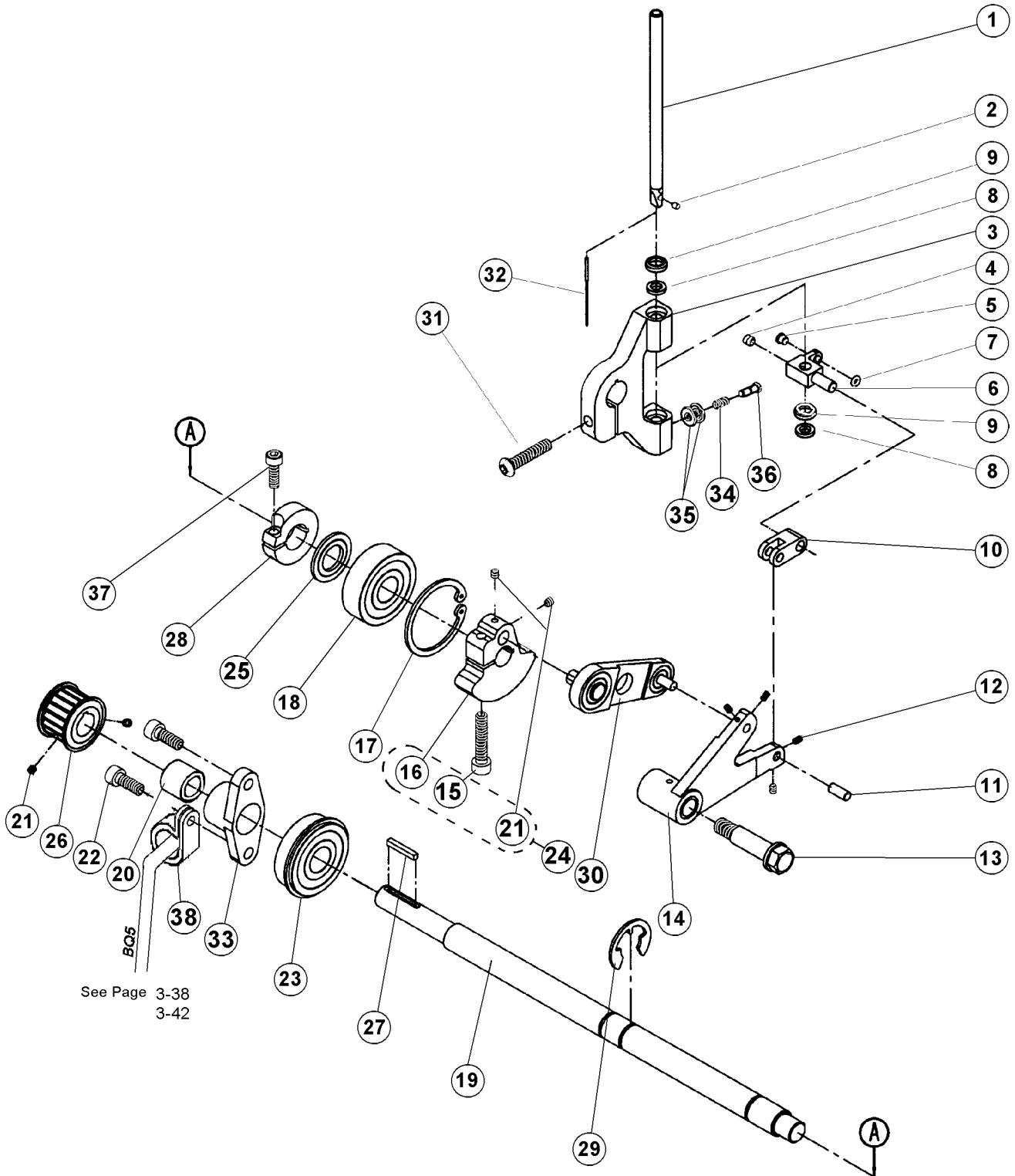
From the library of: Diamond Needle Corp

Revised 03/2006

e-mail: service@amfreece.cz; parts@amfreece.cz; website: www.amfreece.com

Phones: +420 582 309 146 (Service), +420 582 309 286 (Spare Parts); Fax: +420 582 360 606

NEEDLE BAR



From the library of: Diamond Needle Corp

Revised 03/2006

e-mail: service@amfreece.cz; parts@amfreece.cz; website: www.amfreece.com

Phones: +420 582 309 146 (Service), +420 582 309 286 (Spare Parts); Fax: +420 582 360 606

NEEDLE BAR

DET	PART NUMBER	DESCRIPTION	QTY.
01	22.0195.0.000	Needle Bar	1
02	01.2193.0.000	Screw 4-60	1
03	22.0510.0.000	Needle Bar Holder ●	1
04	08.6400.5.005	Set Screw M5 x 5	1
05	01.7447.1.000	Porcelain Guide ●●●	1
06	22.0520.0.000	Needle Bar Clamp	1
07	01.6551.0.000	Retaining Ring ●●●	1
08	22.0230.0.000	Cupped Washer ●●●	2
09	22.0239.0.000	Felt Washer	2
10	22.0530.0.000	Needle Bar Connecting Link	1
11	22.0542.0.000	Needle Bar Connecting Link Pin	1
12	08.6400.3.005	Set Screw M3 x 5	4
13	22.0541.0.000	Needle Bar Shoulder Screw	1
14	22.0540.0.000	Needle Bar Connecting Link Pin ● ● ●	1
15	08.6000.6.030	Screw M6 x 30	(1)
16	22.0525.0.000	Needle Bar Crank ●	(1)
17	01.7809.0.000	Retaining Ring	1
18	01.7804.0.000	Top Shaft Bearing	1
19	24.0500.0.000	Needle Bar Drive Shaft	1
20	12.2050.0.003	Bearing	1
21	08.6400.4.004	Set Screw M4 x 4	2 (2)
22	08.6000.6.016	Screw M6 x 16	2
23	01.7805.0.000	Shaft Bearing	1
24	22.0525.0.050	Needle Bar Crank Asm.	1
25	22.0545.0.000	Washer	1
26	24.0048.0.000	Needle Bar Drive Pulley ●	1
27	22.0175.0.000	Drive Shaft Key	1
28	24.0002.0.000	Clamp Collar	1
29	12.1045.2.001	Retaining Ring	1
30	22.0535.0.100	Needle Bar Crank Link Asm. ●	1
31	08.6200.6.025	Screw M6 x 25	1
32	02.0750.2.110	Needle	1
33	24.0001.0.000	Bearing Carrier Upper Shaft	1
34	17.0026.2.077	Spring	1
35	17.0082.8.017	Tension Disk	2
36	24.0100.0.000	Screw M3.5 x 0.35-11	1
37	08.6000.5.016	Screw M5 x 16	1
38	12.0008.4.279	Plastic Cable Fitting	1

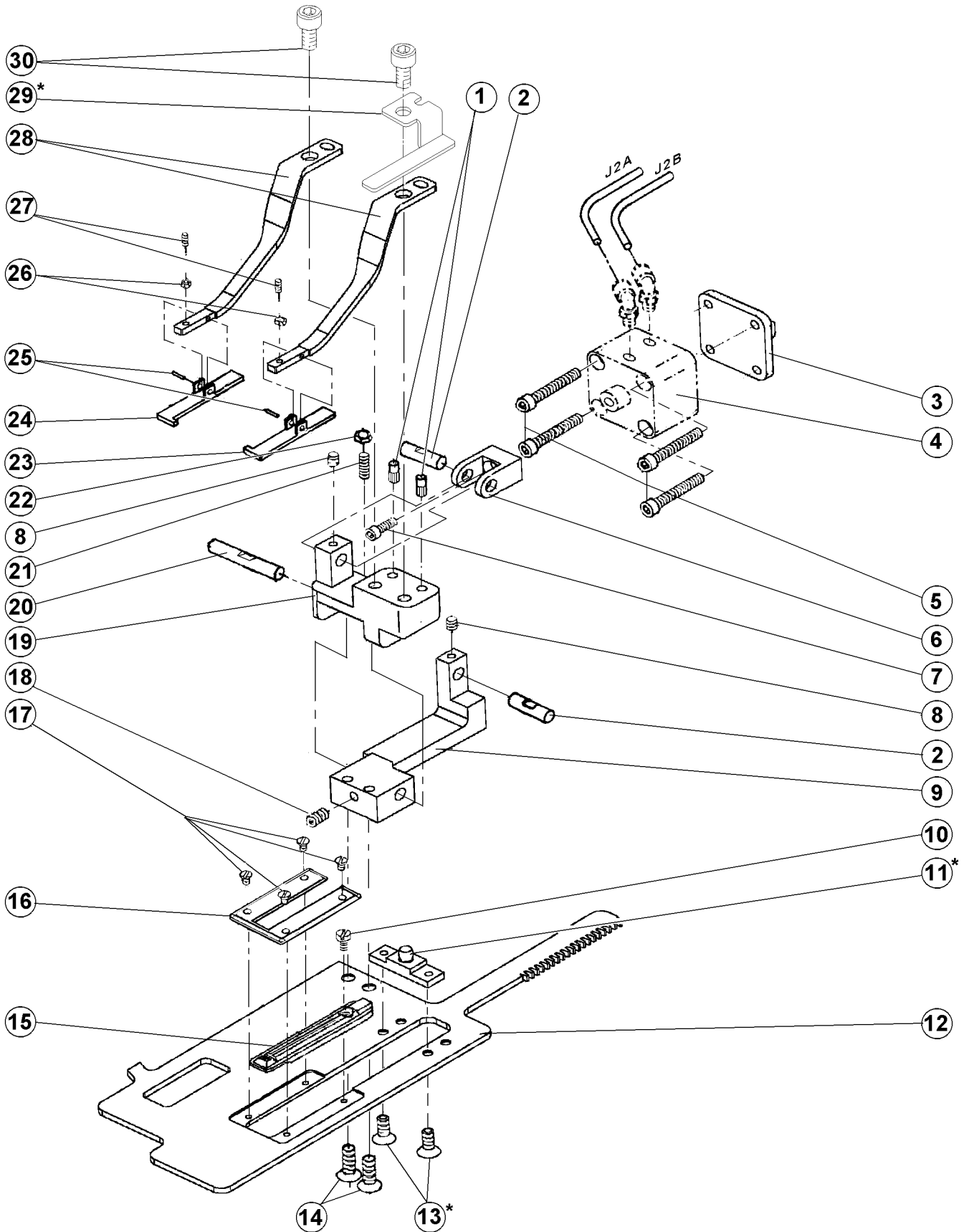
From the library of: Diamond Needle Corp

Revised 03/2006

e-mail: service@amfreece.cz; parts@amfreece.cz; website: www.amfreece.com

Phones: +420 582 309 146 (Service), +420 582 309 286 (Spare Parts); Fax: +420 582 360 606

CLAMPING



From the library of: Diamond Needle Corp

Revised 03/2006

e-mail: service@amfreece.cz; parts@amfreece.cz; website: www.amfreece.com

Phones: +420 582 309 146 (Service), +420 582 309 286 (Spare Parts); Fax: +420 582 360 606

CLAMPING

DET	PART NUMBER	DESCRIPTION	QTY.
01	07.6045.0.046	Pin	2
02	22.0173.0.000	Clamp Toggle Pivot Pin	2
03	24.0036.1.000	Cylinder Mounting Bracket	1
04	See Page 3-53	Cylinder	—
05	08.6000.5.022	Screw M5 x 22	4
06	24.0035.1.000	Cylinder Clevis	1
07	08.6000.5.012	Screw M5 x 12	1
08	08.6400.4.004	Set Screw M4 x 4	2
09	24.0158.1.000	Tail Bracket Clamp	1
10	01.2084.0.000	Fill. Screw 6-52	1
11*	22.3036.0.000	Indexer Bracket *	1*
12	22.3028.0.000	Clamp Plate	1
13*	08.6100.4.006	Screw M4x6 *	2*
14	08.6100.5.012	Screw M5 x 12	2
15	22.3034.0.000	Throat Plate	1
16	22.0164.0.000	Clamp Mat	1
17	01.2376.0.000	Screw 4-60	4
18	08.6400.5.008	Set Screw M5 x 10	1
19	24.3026.0.000	Tail Pivot Clamp	1
20	22.0159.0.000	Tail Pivot Clamp Pin	1
21	08.6400.4.012	Set Screw M4 x 12	1
22	08.6700.4.000	Nut M4	1
23	22.0224.0.000	R.H. Clamp Foot	1
24	22.0223.0.000	L.H. Clamp Foot	1
25	17.0031.0.460	Roll Pin	2
26	08.6710.3.000	Nut M3	2
27	08.6400.3.006	Set Screw M3 x 6	2
28	22.3029.0.000	Clamp Arm	2
29*	24.4018.0.000	Stop *	1*
30	08.6000.6.008	Screw M6 x 8	2

* Modification — ISBH+I (Indexer)

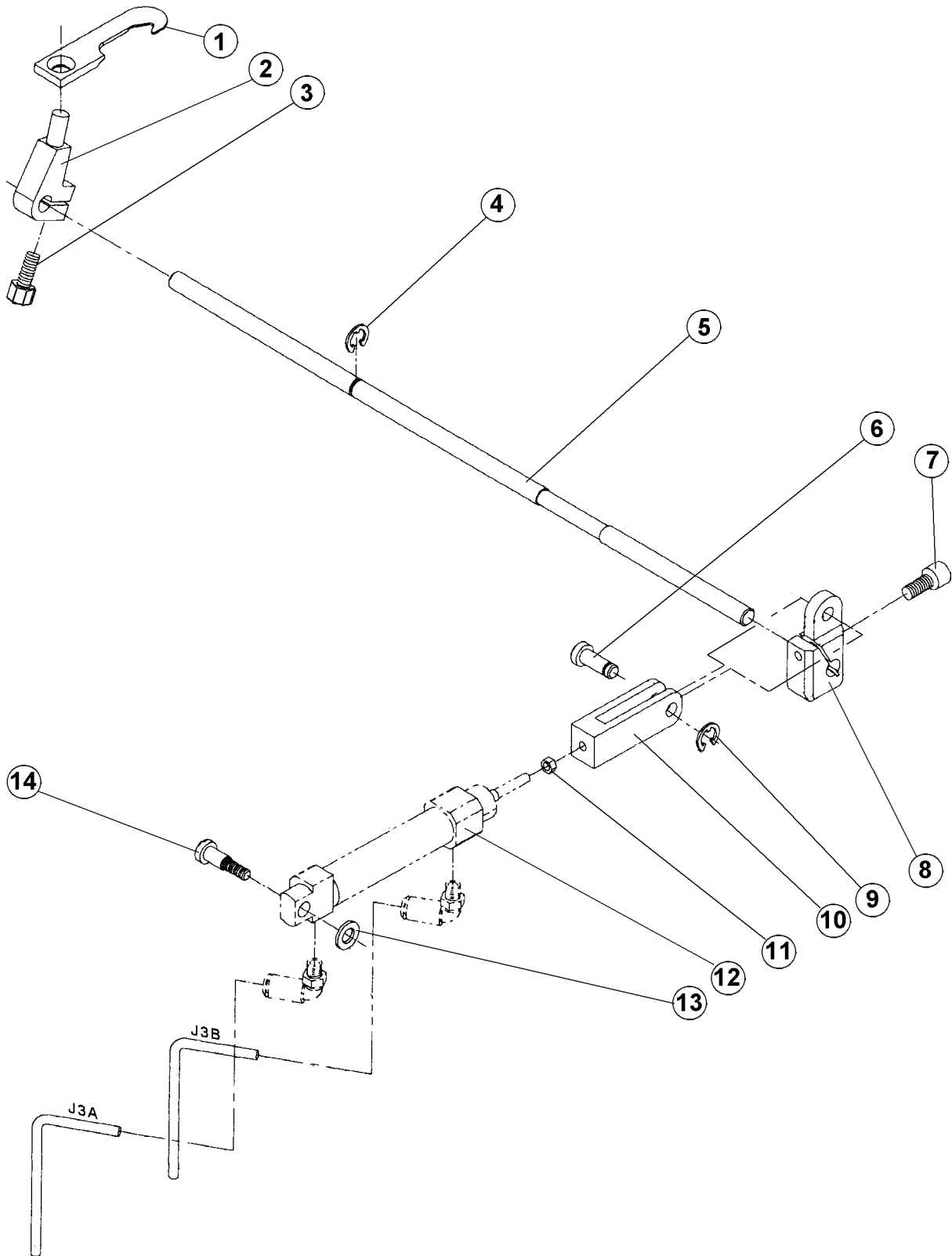
From the library of: Diamond Needle Corp

Revised 03/2006

e-mail: service@amfreece.cz; parts@amfreece.cz; website: www.amfreece.com

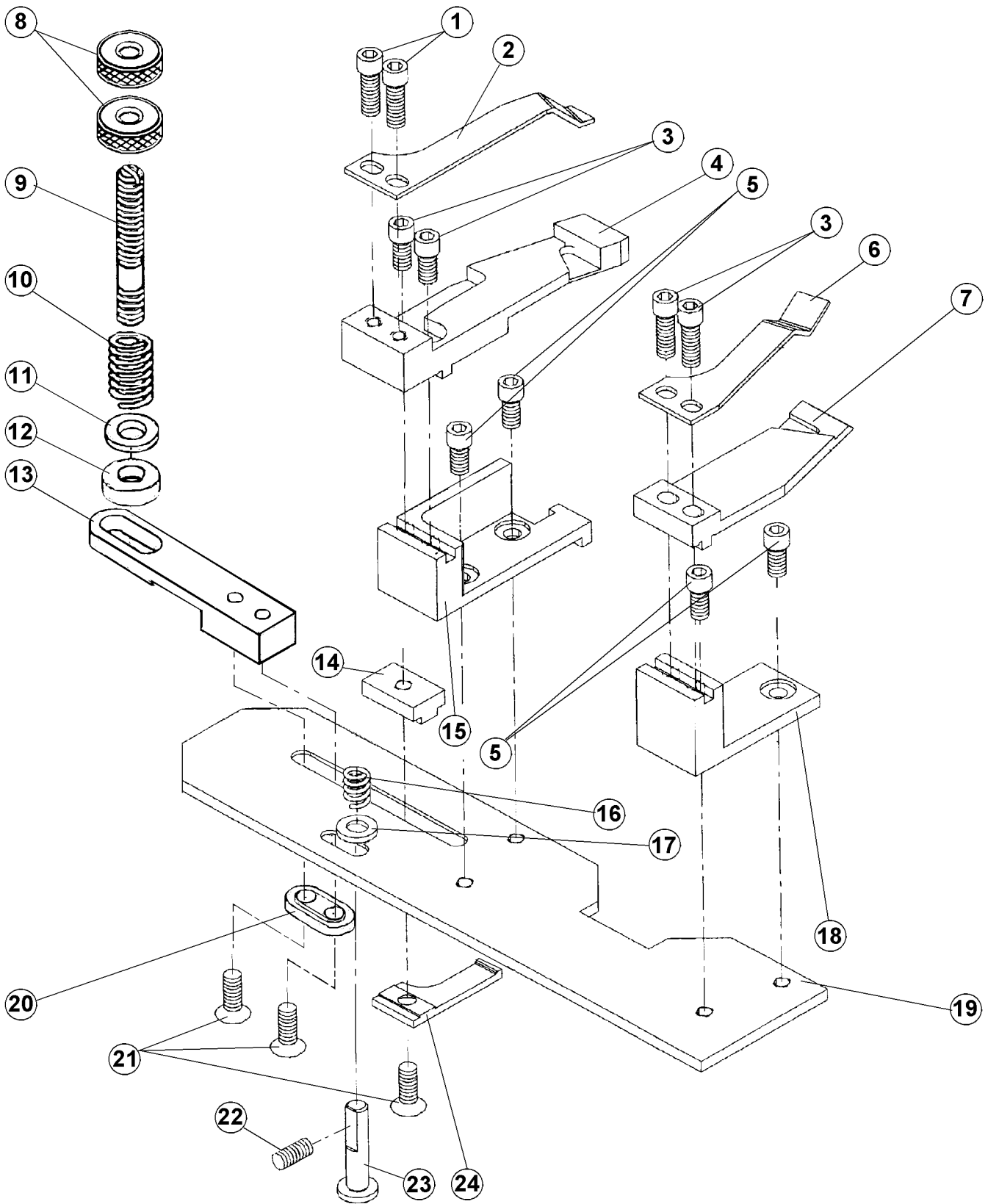
Phones: +420 582 309 146 (Service), +420 582 309 286 (Spare Parts); Fax: +420 582 360 606

THREAD TRIMMER



From the library of: Diamond Needle Corp

SHIFTER MECHANISM



From the library of: Diamond Needle Corp

SHIFTER MECHANISM

DET	PART NUMBER	DESCRIPTION	QTY.
01	08.6000.4.010	Screw M4 x 10	2
02	22.2653.0.000	Left Shifter Arm Spring	1
03	08.6000.4.016	Screw M4 x 16	4
04	22.2652.0.000	Left Shifter Arm	1
05	08.6000.4.005	Screw	4
06	22.2657.0.000	Right Shifter Arm Spring	1
07	22.2656.0.000	Right Shifter Arm	1
08	24.3074.0.000	Nut M6	2
09	24.3073.0.000	Screw	1
10	07.6440.0.032	Spring	1
11	08.6850.6.000	Washer	1
12	24.3075.0.000	Rubber Washer ●●●	1
13	24.3072.0.000	Shifter Brake	1
14	22.0405.0.000	Adjustable Link Nut	1
15	22.2651.0.000	Left Shifter Block	1
16	07.6440.0.040	Spring	1
17	08.6887.5.000	Washer	1
18	22.2655.0.000	Right Shifter Block	1
19	22.2665.0.000	Main Cam Shifter Plate	1
20	24.3071.0.000	Shifter Brake Bracket	1
21	08.6100.4.006	Screw M4 x 6	3
22	08.6400.4.005	Set Screw M4 x 5	1
23	22.0400.0.000	Spring Load Pin	1
24	22.2664.0.000	Buttonhole Adjusting Link	1

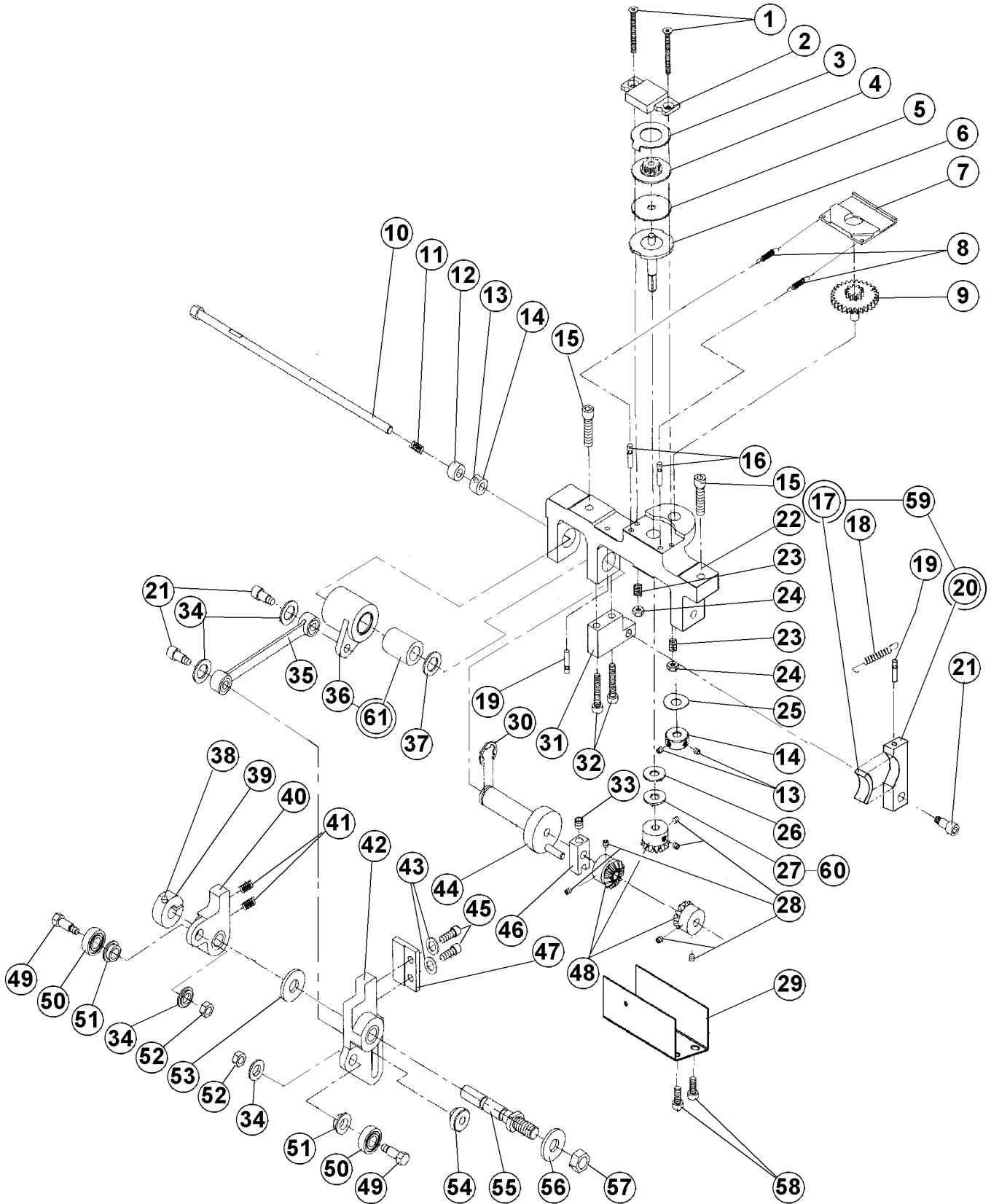
From the library of: Diamond Needle Corp

Revised 03/2006

e-mail: service@amfreece.cz; parts@amfreece.cz; website: www.amfreece.com

Phones: +420 582 309 146 (Service), +420 582 309 286 (Spare Parts); Fax: +420 582 360 606

FEED MECHANISM



From the library of: Diamond Needle Corp

Revised 03/2006

e-mail: service@amfreece.cz; parts@amfreece.cz; website: www.amfreece.com

Phones: +420 582 309 146 (Service), +420 582 309 286 (Spare Parts); Fax: +420 582 360 606

FEED MECHANISM

DET	PART NUMBER	DESCRIPTION	QTY.
01	08.6100.3.030	Screw M3 x 30	2
02	22.0114.0.000	Feed Brake Pressure Plate	1
03	22.0121.0.000	Slip Clutch Drive Washer	1
04	22.0354.0.000	Slip Clutch Feed Gear	1
05	24.0126.0.000	Friction Washer ●●●	1
06	22.0312.0.000	Slip Clutch Feed Shaft	1
07	22.0061.0.000	Clamp Plate Gear Rack Retainer	1
08	07.6440.0.033	Spring	2
09	24.0351.0.000	Feed Gear Assembly	1
10	22.0325.0.000	Feed Reversing Shaft	1
11	07.6440.0.041	Spring	1
12	22.0228.0.000	Collar	1
13	08.6400.5.305	Set Screw M5 x 0,5 - 5	4
14	24.0049.0.000	Set Collar	2
15	08.6000.5.020	Screw M5 x 20	2
16	07.6045.0.037	Grooved Pin 3 x 16	2
17	22.0313.0.000	Feed Brake Pad ●●● (1)	(1)
18	07.6440.0.050	Spring	1
19	07.6045.0.009	Pin 3 x 12	2
20	22.0309.0.000	Feed Brake (1)	(1)
21	22.0184.0.000	Screw M5 x 8	3
22	22.0315.0.000	Feed Shaft Bracket ●●	1
23	07.6440.0.028	Spring	2
24	08.6733.3.000	Lock Nut M3	2
25	17.0019.2.057	Lockwasher	1
26	22.0208.0.000	Flat Washer	1
27	22.0186.0.000	Washer Dia. 5.2/17-0.2	1
28	08.6400.4.005	Set Screw M4 x 5	6
29	24.2035.0.000	Gear Cover	1
30	07.6045.0.034	E-Ring	1
31	22.0049.0.000	Feed Brake Mounting Block ●	1
32	08.6000.4.025	Screw M4 x 25	2
33	08.6400.5.005	Set Screw M5 x 5	1
34	22.0100.0.000	Shoulder Washer	4
35	22.0305.0.000	Feed Connecting Link ●●●	1
36	22.0320.0.000	Feed Shaft Bearing Housing	1
37	17.0019.0.517	Washer	1
38	08.6000.3.010	Screw M3 x 10	1
39	22.0183.0.000	Collar Dia. 8	1
40	22.0026.0.000	L.H. Feed Cam Follower ●●●	1
41	07.6440.0.018	Spring	2
42	24.0127.0.000	R.H. Feed Cam Follower ●●●	1
43	08.6800.4.000	Lockwasher M4	2
44	22.0336.0.000	Feed Shaft	1
45	08.6000.4.014	Screw M4 x 14	2
46	22.0370.0.000	Feed Crank	1
47	22.0021.0.000	Spring Retain Block	1
48	22.0353.0.000	Steel Bevel Gear ●	3
49	22.0032.0.000	Bearing Shoulder Screw	2
50	07.6321.0.025	Bearing	2

From the library of: Diamond Needle Corp

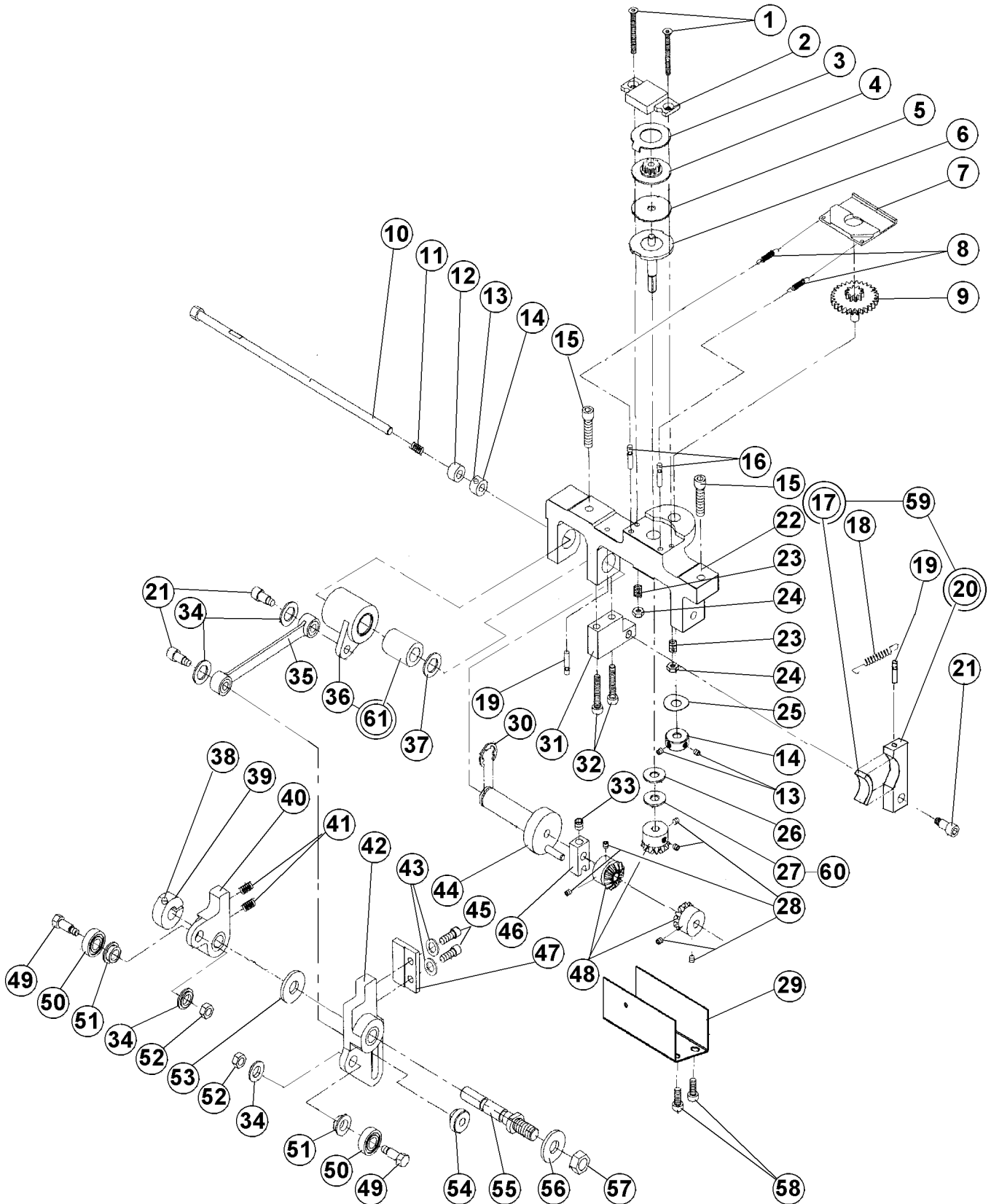
Revised 03/2006

e-mail: service@amfreece.cz; parts@amfreece.cz; website: www.amfreece.com

Phones: +420 582 309 146 (Service), +420 582 309 286 (Spare Parts); Fax: +420 582 360 606



FEED MECHANISM



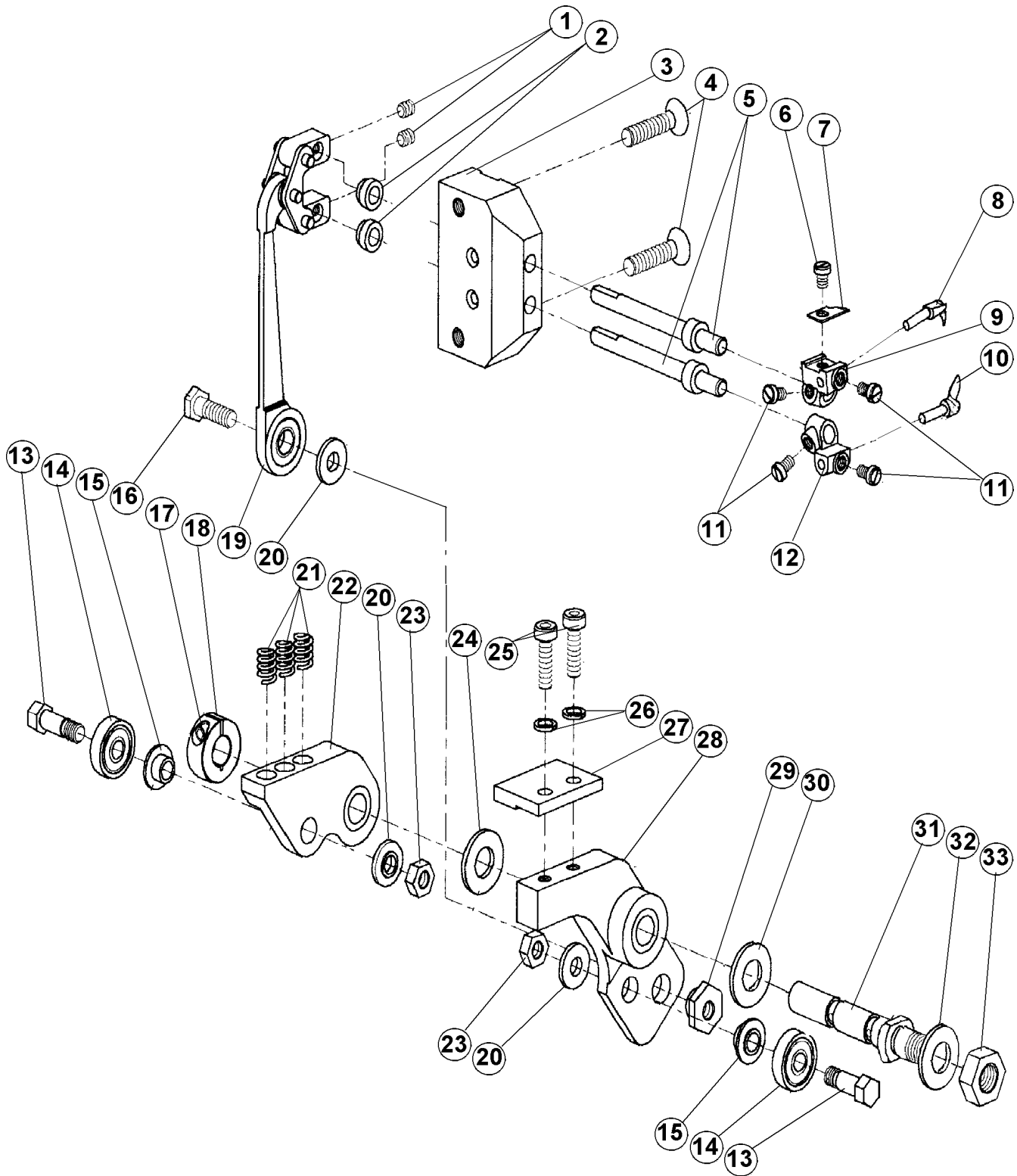
From the library of: Diamond Needle Corp

Revised 03/2006

e-mail: service@amfreece.cz; parts@amfreece.cz; website: www.amfreece.com

Phones: +420 582 309 146 (Service), +420 582 309 286 (Spare Parts); Fax: +420 582 360 606

LOOPER MECHANISM



From the library of: Diamond Needle Corp

LOOPER MECHANISM

DET	PART NUMBER	DESCRIPTION	QTY.
01	08.6400.4.004	Set Screw M4 x 4	2
02	22.2442.0.000	Looper Spacer	2
03	22.2410.0.000	Looper Shaft Block	1
04	08.6100.5.020	Screw M5 x 20	2
05	22.2440.0.000	Looper Shaft	2
06	01.1382.0.000	Screw	1
07	20.0094.0.000	Trimmer Knife	1
08	20.0111.0.000	First Looper	1
09	23.2106.0.000	First Looper Holder	1
10	20.0112.0.000	Second Looper	1
11	01.1397.0.000	Screw	4
12	23.2107.0.000	Second Looper Holder	1
13	24.0066.0.000	Bearing Screw	2
14	12.2010.1.002	Cam Follower Bearing	2
15	22.0031.0.000	Bearing Spacer	2
16	22.0064.0.000	Bite Shoulder Screw	1
17	08.6000.3.010	Screw M3 x 10	1
18	22.0183.0.000	Collar	1
19	22.2425.0.050	Looper Link Assembly	1
20	22.0100.0.000	Shoulder Washer	3
21	07.6440.0.036	Spring	3
22	22.0024.0.000	Looper Cam Follower Plate ● ● ●	1
23	08.6710.5.000	Hex Nut M5	2
24	22.0232.0.000	Flat Washer	1
25	08.6000.4.014	Screw M4 x 14	2
26	08.6800.4.000	Lockwasher M4	2
27	22.0021.0.000	Spring Retainer Block	1
28	22.0023.0.000	R.H. Looper Cam Follower Plate ● ● ●	1
29	22.0105.0.000	Looper Eccentric Nut	1
30	22.0233.0.000	Flat Washer	1
31	22.0022.0.000	Pivot Shaft	1
32	08.6850.8.000	Flat Washer M8	1
33	08.6700.8.000	Hex Nut M8	1

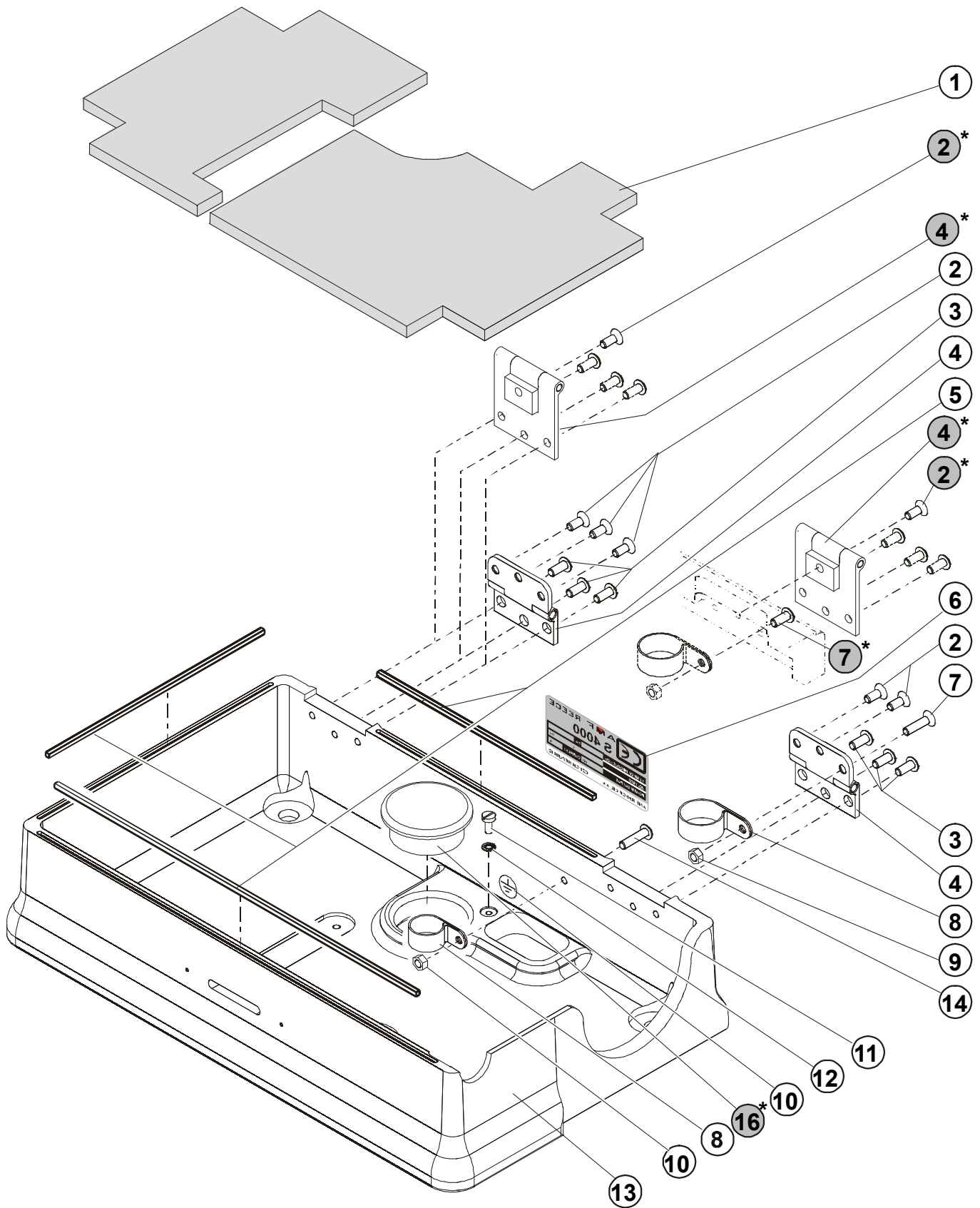
From the library of: Diamond Needle Corp

Revised 03/2006

e-mail: service@amfreece.cz; parts@amfreece.cz; website: www.amfreece.com

Phones: +420 582 309 146 (Service), +420 582 309 286 (Spare Parts); Fax: +420 582 360 606

BASE



●* — S4000 ISBH Embedded Machine

Revised 03/2006

e-mail: service@amfreece.cz; parts@amfreece.cz; website: www.amfreece.com

Phones: +420 582 309 146 (Service), +420 582 309 286 (Spare Parts); Fax: +420 582 360 606

BASE

DET	PART NUMBER	DESCRIPTION	QTY.
01	24.0111.0.000	Base Sound Deadener ●●●	1
02	08.6100.5.012	Screw M5 x 12	5
02*	08.6100.5.012	Screw M5 x 12	2*
03	08.6200.5.012	Screw M5 x 12	6
04	22.1010.0.000	Base Hinge	2
04*	24.0155.0.000	Base Hinge	2*
05	24.0038.0.000	Base Gasket ●●●	1
06	12.8000.0.416	CE"" Label	1
07	08.6100.5.020	Screw M5 x 20	1
07*	08.6200.5.014	Screw M5 x 14	1*
08	12.0008.4.197	Cord Clamp ●●●	2
09	08.6700.5.000	Nut M5	1
10	12.0008.4.052	Label (Ground)	1
11	08.6012.4.010	Screw M4 x 10	1
12	08.6832.4.000	Serrated Lockwasher M4	1
13	24.6005.1.002	Base	1
14	08.6200.5.020	Screw	1
16*	12.0008.4.632	Plug	1*

From the library of: Diamond Needle Corp

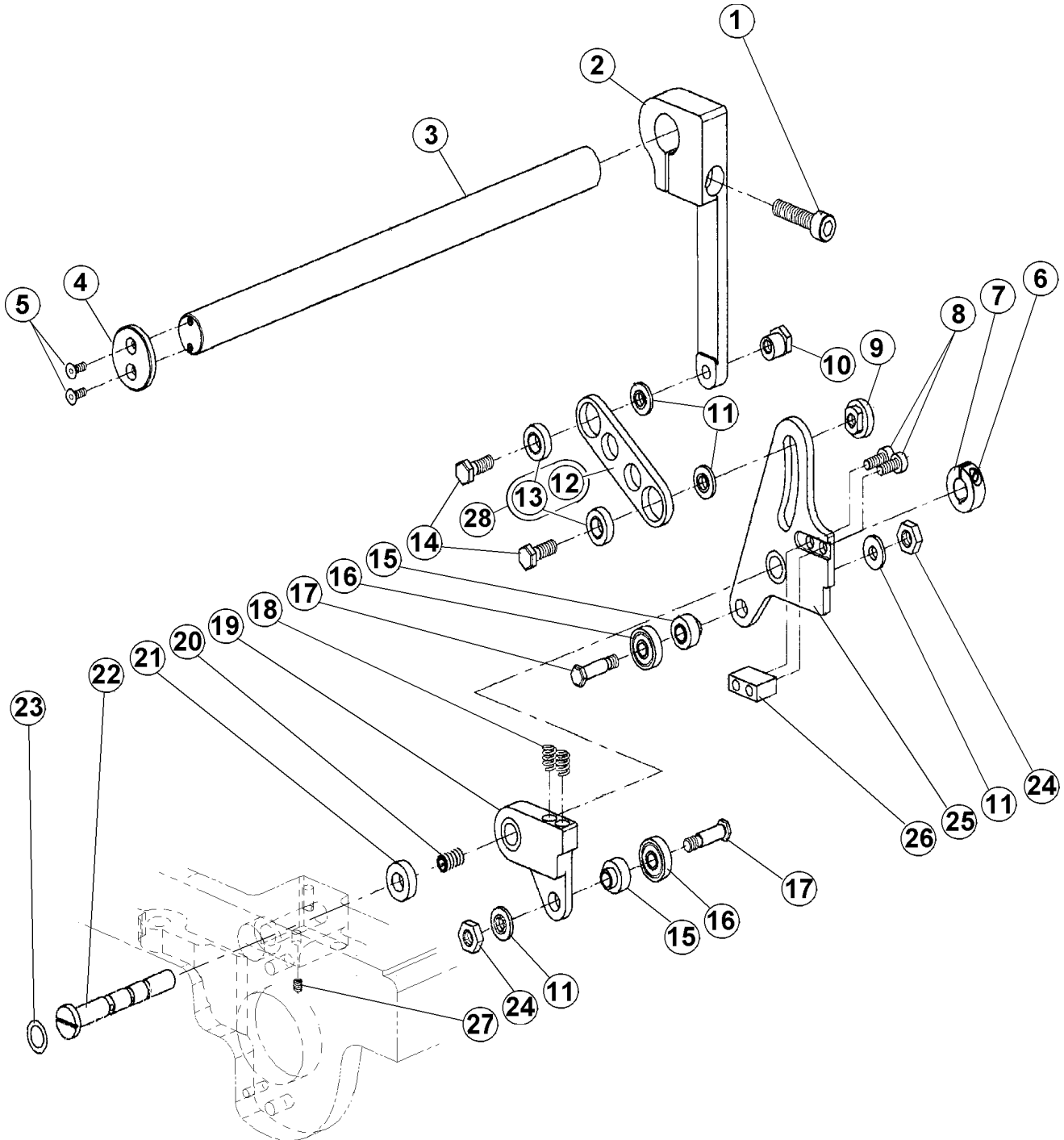
* Modification — S4000 ISBH (Embedded)

Revised 03/2006

e-mail: service@amfreece.cz; parts@amfreece.cz; website: www.amfreece.com

Phones: +420 582 309 146 (Service), +420 582 309 286 (Spare Parts); Fax: +420 582 360 606

BITE MECHANISM



From the library of: Diamond Needle Corp

BITE MECHANISM

DET	PART NUMBER	DESCRIPTION	QTY.
01	08.6000.6.025	Screw M6 x 25	1
02	22.0008.0.000	Bite Lever ●	1
03	22.0005.0.000	Bite Shaft	1
04	22.0063.0.000	Bite Shaft Retainer	1
05	08.6100.3.008	Screw M3 x 8	2
06	08.6000.3.010	Screw M3 x 10	1
07	22.0183.0.000	Collar*Dia. 8	1
08	08.6000.4.014	Screw M4 x 14	2
09	22.0110.0.000	Shoulder Nut M5	1
10	22.0214.0.000	Eccentric Nut M5	1
11	22.0100.0.000	Shoulder Washer	4
12	22.0009.0.000	Bite Adjusting Link ●	(1)
13	07.6321.0.029	Bearing	(2)
14	22.0064.0.000	Bite Shoulder Screw	2
15	22.0029.0.000	Bite Follower Bearing Spacer	2
16	07.6321.0.025	Bearing	2
17	22.0028.0.000	Bite Follower Bearing Screw	2
18	07.6440.0.028	Spring	2
19	22.0027.0.000	Right Cam Follower ● ● ●	1
20	08.6400.4.005	Set Screw M4 x 5	1
21	22.0069.0.000	Bite Follower Spacer	1
22	22.0020.0.000	Bite Pivot Shaft	1
23	12.0008.6.800	Rubber Ring ● ● ●	1
24	08.6700.5.000	Hex Nut M5	2
25	22.0033.0.000	Left Cam Follower ● ● ●	1
26	22.0030.0.000	Bite Follower Spring Retainer	1
27	08.6400.4.004	Screw M4x4	1
28	22.0009.0.050	Bite Adjusting Link Assembly	1

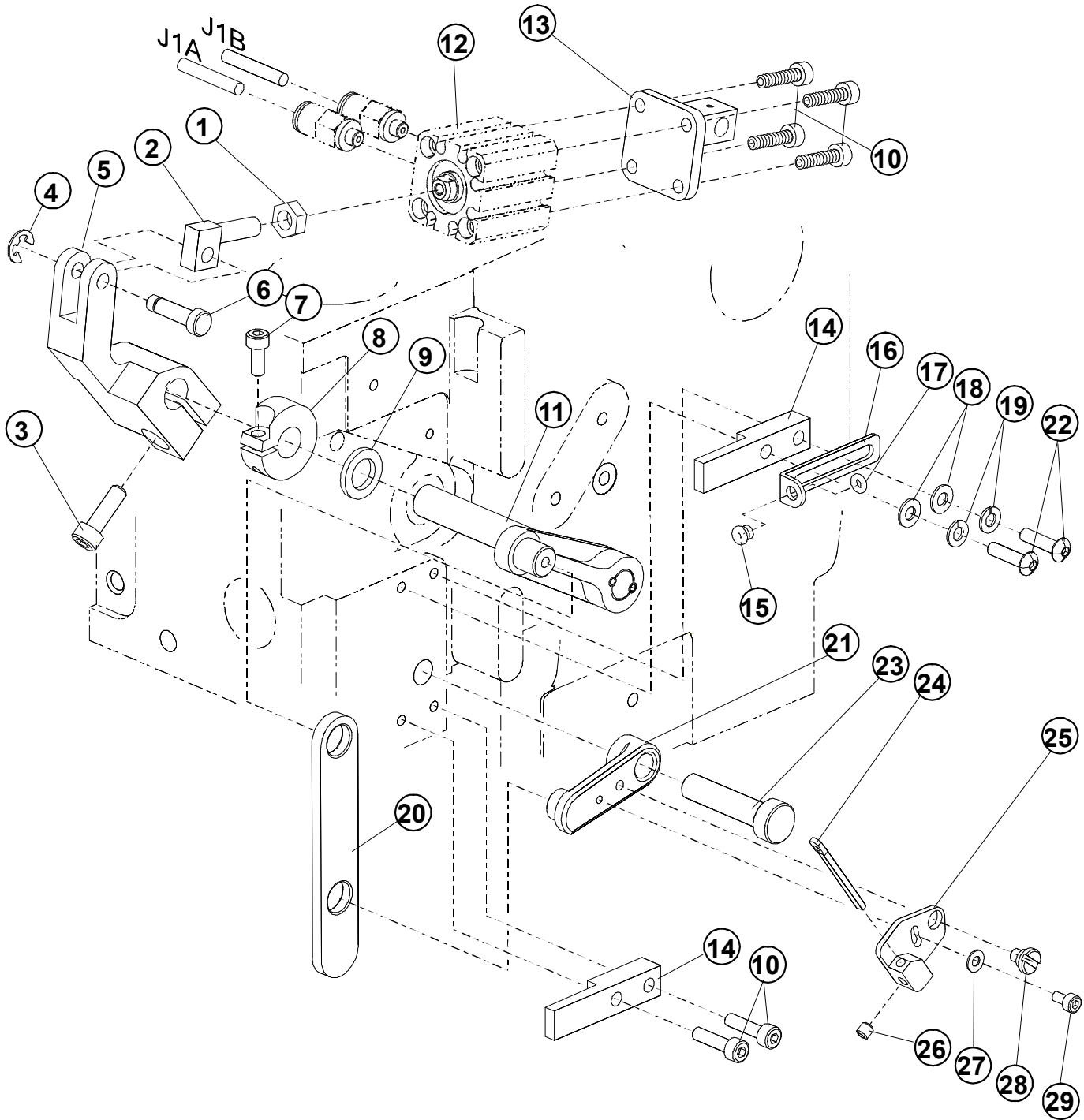
From the library of: Diamond Needle Corp

Revised 03/2006

e-mail: service@amfreece.cz; parts@amfreece.cz; website: www.amfreece.com

Phones: +420 582 309 146 (Service), +420 582 309 286 (Spare Parts); Fax: +420 582 360 606

THREAD DRAW-OFF MECHANISM



From the library of: Diamond Needle Corp

THREAD DRAW-OFF MECHANISM

DET	PART NUMBER	DESCRIPTION	QTY.
01	08.6710.6.000	Nut M6 ●●●	1
02	24.0037.0.000	Cylinder Clevis ●●●	1
03	08.6000.5.016	Screw M5 x 16	1
04	07.6045.0.042	E-Clip	1
05	24.0011.0.000	Knife Drive Lever	1
06	24.0014.0.000	Pivot	1
07	08.6000.4.010	Screw M4 x 10	1
08	24.0010.0.000	Clamp Collar	1
09	24.0009.0.000	Washer	1
10	08.6000.4.016	Screw M4 x 16	6
11	22.1415.0.050	Knife Lever Assembly	1
12	See Page 3-53	Thread Draw-Off Cylinder	—
13	24.0039.1.000	Thread Draw-Off Bracket	1
14	22.1436.0.000	Drive Plate Retainer ●●●●	2
15	01.7447.1.000	Porcelain Guide	1
16	22.0046.0.000	Thread Guide Bracket	1
17	01.6551.0.000	Retaining Ring	1
18	08.6850.4.000	Flat Washer M4	2
19	08.6800.4.000	Lockwasher M4	2
20	24.1430.1.000	Drive Plate	1
21	24.0062.0.000	Knife Guide Link	1
22	08.6200.4.016	Screw M4 x 16	2
23	22.0161.0.000	Pivot Eccentric	1
24	22.0091.0.000	Thread Take-Up	1
25	24.0063.0.000	Thread Draw-Off	1
26	08.6400.4.004	Set Screw M4 x 4	1
27	08.6850.3.000	Washer M3	1
28	24.0061.0.000	Shoulder Screw	1
29	08.6000.3.006	Screw M3 x 6	1

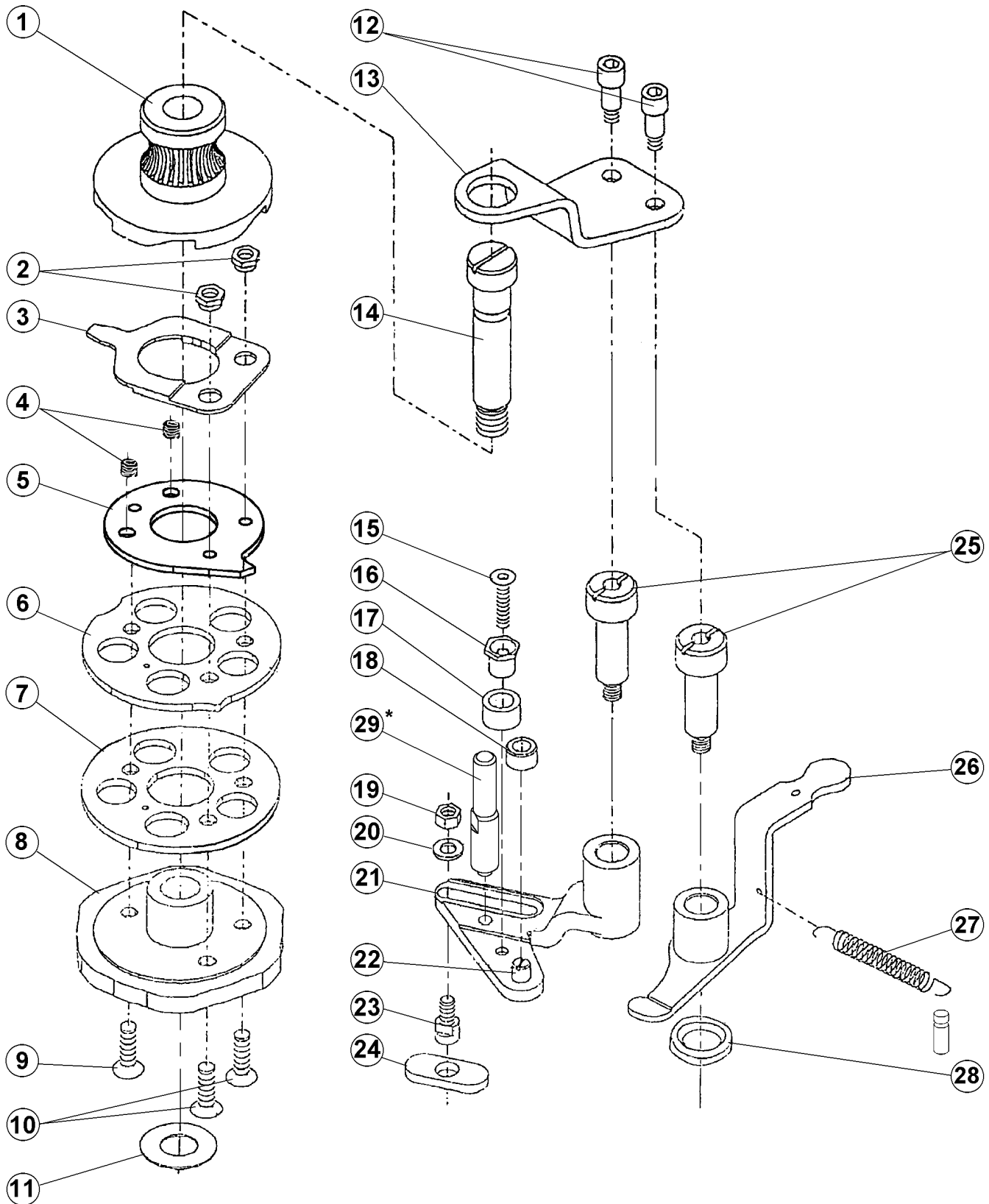
From the library of: Diamond Needle Corp

Revised 03/2006

e-mail: service@amfreece.cz; parts@amfreece.cz; website: www.amfreece.com

Phones: +420 582 309 146 (Service), +420 582 309 286 (Spare Parts); Fax: +420 582 360 606

MAIN CAM



From the library of: Diamond Needle Corp

MAIN CAM

DET	PART NUMBER	DESCRIPTION	QTY.
01	22.2607.0.000	Drive Disk/Worm Gear Hub	1
02	22.2627.0.000	Shoulder Nut	2
03	22.2626.0.000	Drive Disk Switch Spring	1
04	07.6440.0.037	Spring	2
05	24.3076.0.000	Stop Disk	1
06	24.3070.0.000	Feed Reversing Cam	1
07	22.3069.0.000	Washer	1
08	24.3077.0.000	Barring Cam ISBH	1
09	08.6100.5.010	Screw M5 x 10	1
10	22.0137.0.000	Screw M5 x 14	2
11	07.6321.0.001	Thrust Washer	1
12	22.0182.0.000	Screw M5 x 4	2
13	22.0097.0.000	Main Cam Brace	1
14	22.2610.0.000	Main Cam Shoulder Screw	1
15	08.6100.4.012	Screw M4 x 12	1
16	22.2635.0.000	Barring Lever Eccentric	1
17	22.2638.0.000	Barring Lever Roller	1
18	22.2639.0.000	Barring Lever Roller	1
19	08.6700.5.000	Nut M5	1
20	08.6850.5.000	Washer M5	1
21	22.2630.0.000	Barring Lever	1
22	22.2637.0.000	Barring Lever Stud	1
23	22.2633.0.000	Slidestone Retaining Screw	1
24	22.2631.0.000	Clamp Plate Slidestone	1
25	22.0106.0.000	Hub Shoulder Screw	2
26	22.2640.0.050	Feed Reversing Lever	1
27	07.6440.0.045	Extension Spring	1
28	22.3003.0.000	Spacer	1
29*	24.4028.0.000	Stud*	1*

From the library of: Diamond Needle Corp

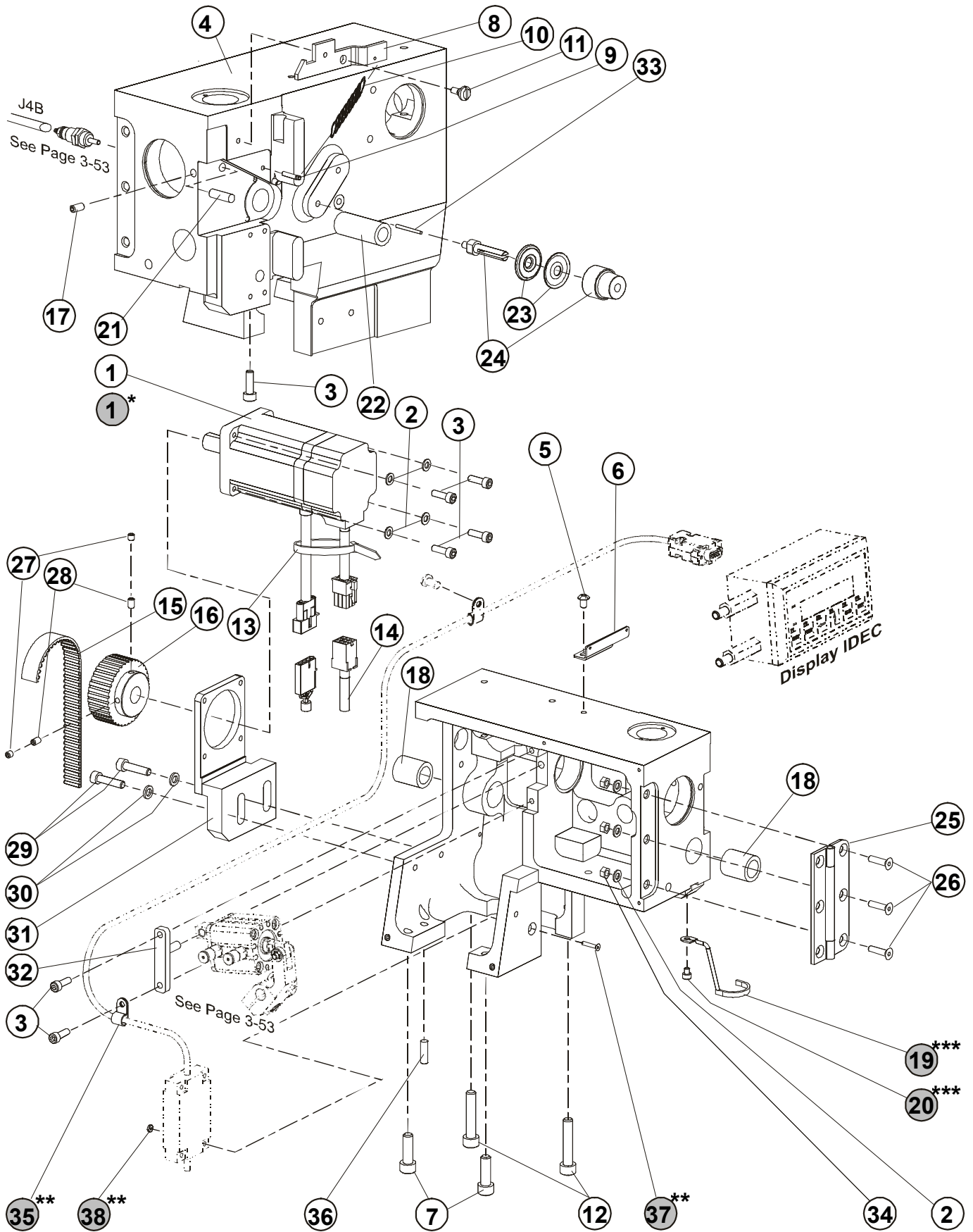
* Modification — ISBH+I (Indexer)

Revised 03/2006

e-mail: service@amfreece.cz; parts@amfreece.cz; website: www.amfreece.com

Phones: +420 582 309 146 (Service), +420 582 309 286 (Spare Parts); Fax: +420 582 360 606

HEAD ASSEMBLY



From the library of: Diamond Needle Corp

Revised 03/2006

HEAD ASSEMBLY

DET	PART NUMBER	DESCRIPTION	QTY.
01	See Page 3-37;41	Servomotor	—
01*	See Page 3-45	Servomotor	—
02	08.6850.5.000	Washer M5	7
03	08.6000.5.016	Screw M5 x 16	8
04	24.6000.5.000	Head	1
05	08.6200.5.008	Screw M5 x 8	1
06	22.0054.0.000	Upper Thread Guide	1
07	08.6000.8.025	Screw M8 x 25	2
08	22.0058.0.000	Sewing Head Latch	1
09	07.6045.0.037	Grooved Pin 3 x 16	1
10	07.6440.0.051	Latch Tension Spring	1
11	22.0062.0.000	Screw M4 x 3	1
12	08.6000.8.040	Screw M8x40	2
13	12.0008.3.023	Ty-wrap	● 1
14	See Page 3-37;41	Encoder Cable	—
14*	See Page 3-45	Encoder Cable	—
15	12.5050.2.009	Belt	●●● 1
16	24.0108.0.000	Motor Pulley	● 1
17	08.6400.5.010	Screw M5 x 10	1
18	01.7806.0.000	Oilite Bushing	●● 2
19***	24.0044.0.000	Needle Guard	1
20***	08.6000.4.005	Screw M4 x 5	1
21	07.6045.0.053	Pin 6 x 20	1
22	22.1422.0.000	Knife Shaft Bushing	1
23	17.0082.8.082	Release Washer	1
24	23.2044.0.050	Large Tension Assembly	●●● 1
25	22.6002.0.000	Head Hinge Assembly	1
26	08.6100.5.020	Screw M5 x 20	3
27	08.6400.5.005	Set Screw M5 x 5	2
28	08.6400.5.008	Set Screw M5 x 8	2
29	08.6000.6.025	Screw M6 x 25	2
30	08.6850.6.000	Washer M6	2
31	24.0106.0.000	Motor Bracket	1
32	24.0016.0.000	Cylinder Pivot Stud Assembly	1
33	12.1010.2.003	Pin 2 x 24	1
34	08.6700.5.000	M5 Nut	3
35	12.0008.4.280	Plastic Cable Fitting	●●● 1
36	12.1011.0.001	Pin 6 x 20	1
37**	08.6100.3.016	Screw M3 x 16	1
38**	08.6700.3.000	Nut M3	1

From the library of: Diamond Needle Corp

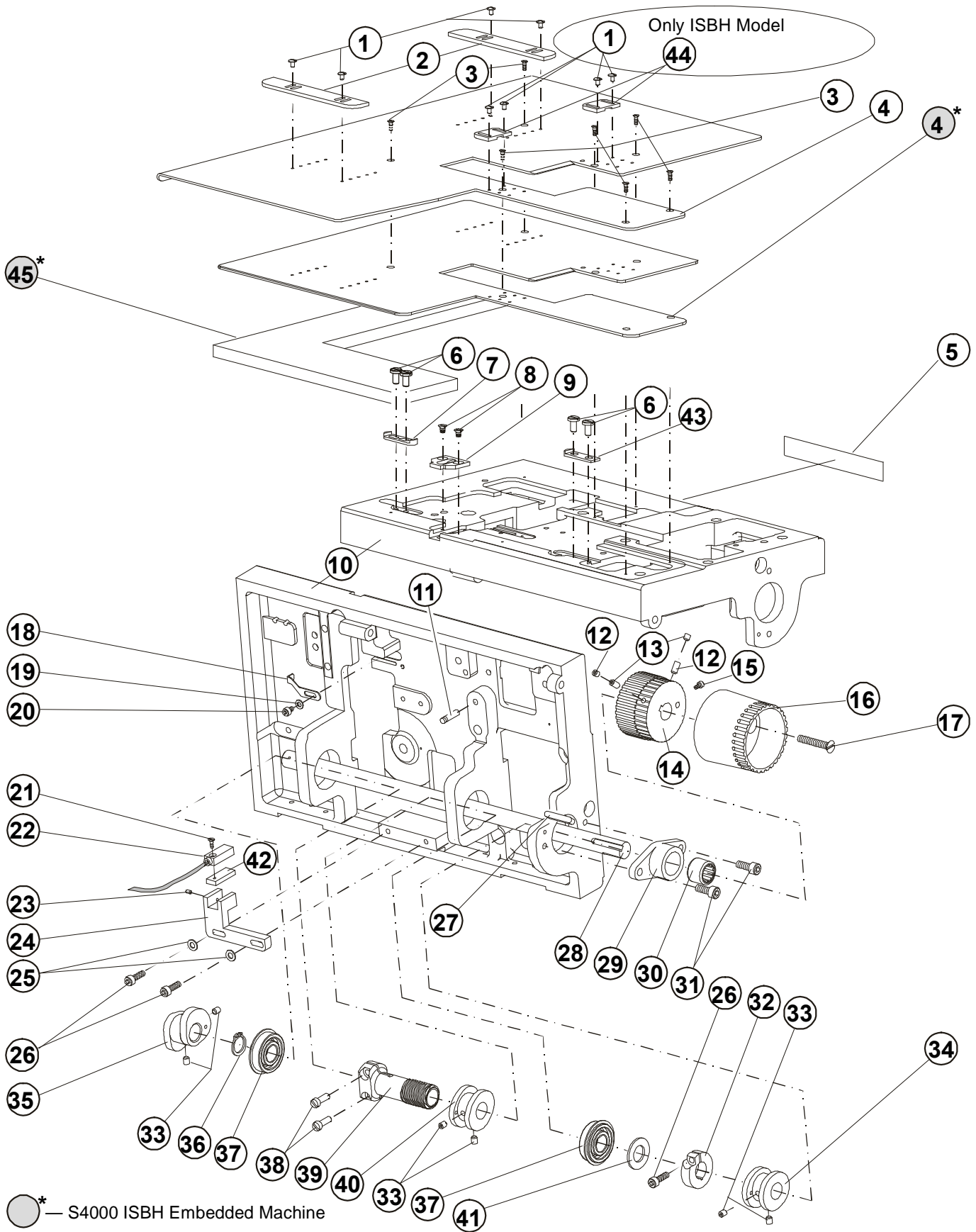
- * Modification — ISBH+I (Indexer)
- ** Modification — ISBH; ISBH+I (Display IDEC)
- *** Modification — ISBH

Revised 03/2006

e-mail: service@amfreece.cz; parts@amfreece.cz; website: www.amfreece.com

Phones: +420 582 309 146 (Service), +420 582 309 286 (Spare Parts); Fax: +420 582 360 606

BEDPLATE



From the library of: Diamond Needle Corp

Revised 03/2006

e-mail: service@amfreece.cz; parts@amfreece.cz; website: www.amfreece.com

Phones: +420 582 309 146 (Service), +420 582 309 286 (Spare Parts); Fax: +420 582 360 606

BEDPLATE

DET	PART NUMBER	DESCRIPTION	QTY.
01	22.3068.0.000	Screw (Only ISBH model)	8
01**	22.3068.0.000	Screw (Only ISBH+I model)	4
02	24.3054.0.000	Material Guide	2
03	08.6120.3.008	Screw M3 x 8	7
04	24.3055.0.000	Cover Plate	1
04*	24.3081.0.000	Cover Plate Embedded	1*
05	05.1394.0.000	AMF Reece Label - small	1
06	22.0143.0.000	Screw	4
07	22.3022.0.000	Front Stop	1
08	08.6100.4.006	Screw M4 x 6	2
09	22.0408.1.000	Trimmer Cover Plate	1
10	24.6100.1.000	Bedplate ISBH	1
11	07.6045.0.054	Pin 5 x 20	1
12	08.6400.5.005	Set Screw M5 x 5	2
13	08.6400.5.010	M5 x 10 Set Screw	2
14	24.0018.0.000	Main Shaft Drive Pulley	● 1
15	08.6000.3.006	Screw M3 x 6	1
16	24.0051.0.066	Hand Wheel	● 1
17	08.6100.6.035	Screw M6 x 35	1
18	22.3219.0.000	Needle Guard	1
19	08.6850.4.000	Washer M4	1
20	08.6000.4.006	Screw M4 x 6	1
21	08.6100.3.008	Screw M3 x 8	1
22	See Page 3-37;41	End of Cycle Sensor with Cable	●●● —
22**	See Page 3-45	End of Cycle Sensor with Cable — ISBH+I	●●● —
23	08.6400.3.004	Set Screw M3 x 4	1
24	24.0020.0.000	End of Cycle Sensor Bracket	1
25	08.6850.5.000	Washer M5	2
26	08.6000.5.016	Screw M5 x 16	3
27	12.4030.0.002	Key 5x5x30	1
28	24.1000.0.000	Main Shaft	1
29	24.0019.0.000	Bearing Carrier Lower Shaft	1
30	12.2050.0.005	Bearing	1
31	08.6000.6.016	Screw M6 x 16	2
32	24.0002.0.000	Clamp Collar	1
33	08.6400.5.305	Set Screw M5 x 0.5-5	6
34	22.0006.0.000	Bite Cam	1
35	24.2400.0.000	Looper Cam	1
36	12.1045.2.001	Retaining Ring	1
37	01.7805.0.000	Shaft Bearing	2
38	22.0153.0.000	Screw	2
39	22.8400.0.000	Shaft Worm Gear	1
40	22.0300.0.000	Feed Cam	1
41	22.0545.0.000	Washer	1
42	24.0027.0.000	Sensor Mounting Plate	1
43	22.0115.0.000	Stop	1
44	22.3064.0.000	Pawl II (Only ISBH model)	1
45*	24.3085.0.000	Cover Sound Deadener	1*

* Modification — S4000 ISBH Embedded Machine

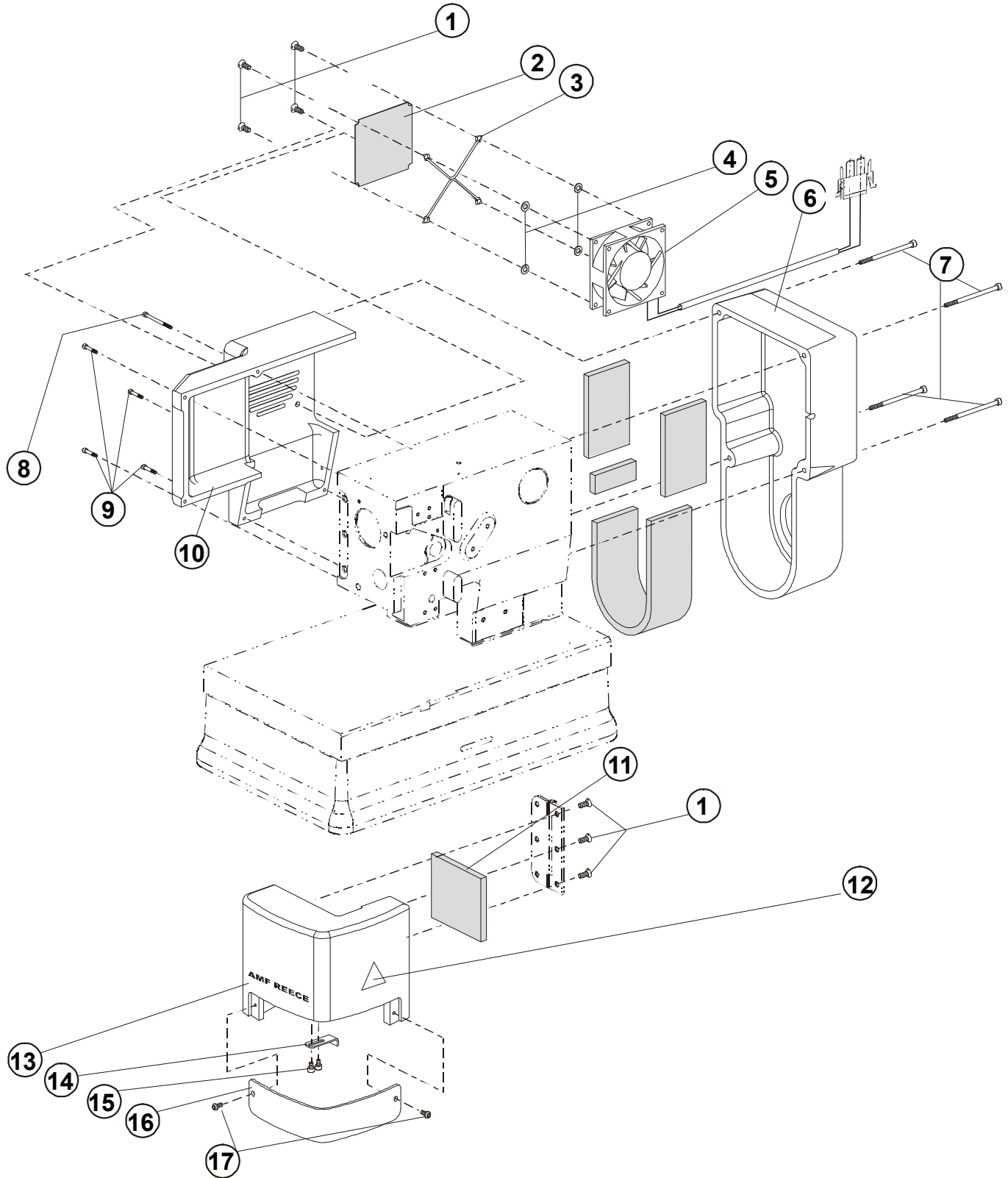
** Modification — S4000 ISBH+I

Revised 03/2006

e-mail: service@amfreece.cz; parts@amfreece.cz; website: www.amfreece.com

Phones: +420 582 309 146 (Service), +420 582 309 286 (Spare Parts); Fax: +420 582 360 606

COVERS



From the library of: Diamond Needle Corp

COVERS

DET	PART NUMBER	DESCRIPTION	QTY.
01	08.6100.5.016	Screw M5 x 16	7
02	24.0068.0.000	Net ●●●	1
03	24.0067.0.000	Fan Rack	1
04	08.6850.5.000	Washer M5	4
05	See Page 3-37;41	Fan Assembly	—
05*	See Page 3-45	Fan Assembly	—
06	24.6004.1.001	Pulley Cover ●	1
07	08.6000.4.070	Screw M4 x 70	4
08	08.6000.3.040	Screw M3 x 40	1
09	08.6000.3.016	Screw M3 x 16	4
10	24.6001.2.000	Head Rear Cover ●	1
11	24.0112.0.000	Cover Sound Deadener ●●●	1
12	—	Label	1
13	24.6003.0.000	Needle Bar Cover ●	1
14	22.0057.0.000	Cover Latch	1
15	08.6000.4.006	Screw M4 x 6	2
16	24.0154.0.000	Eye Shield ●●●	1
17	08.6200.4.008	Screw M4 x 8	2

From the library of: Diamond Needle Corp

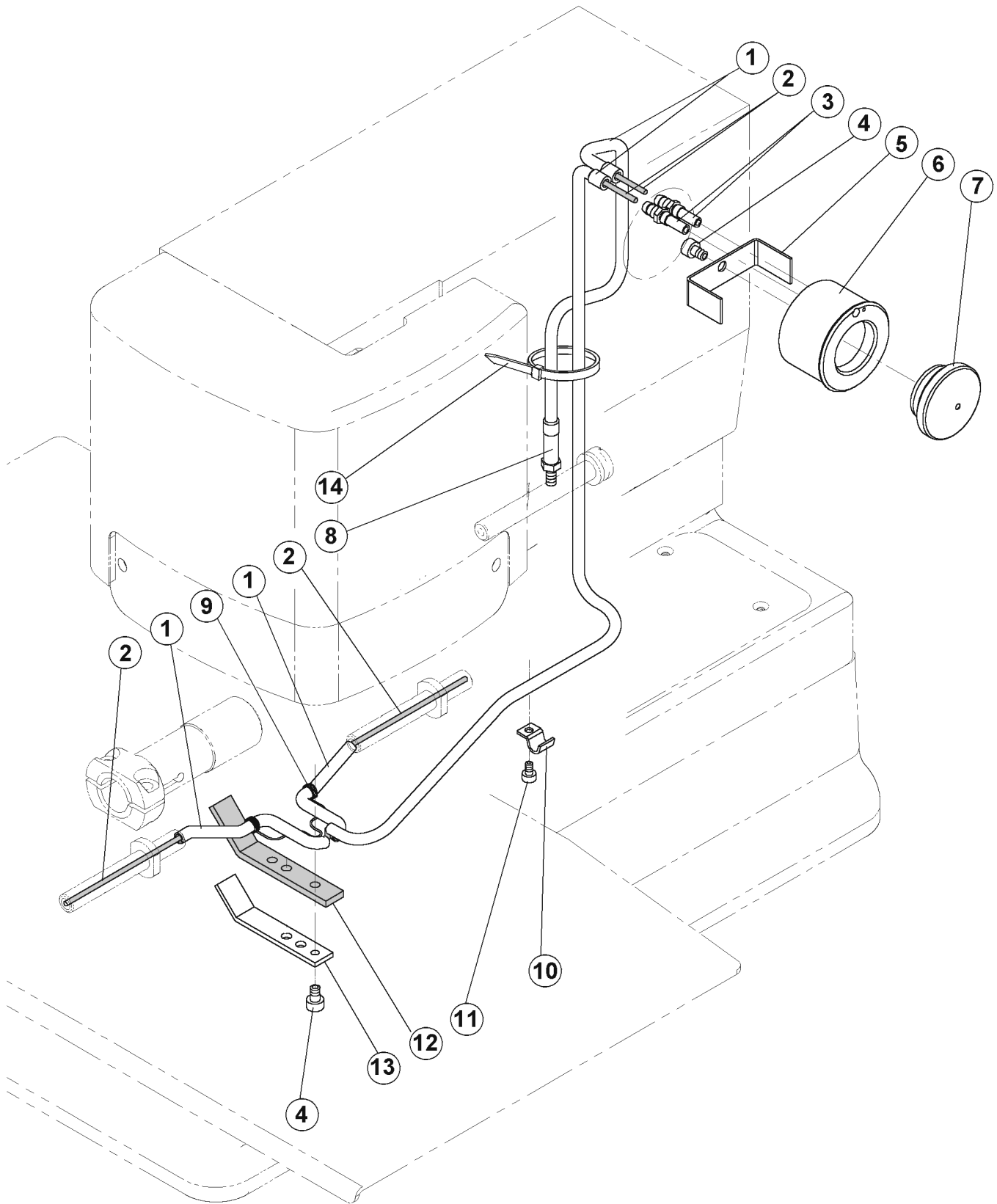
* Modification — ISBH+I (Indexer)

Revised 03/2006

e-mail: service@amfreece.cz; parts@amfreece.cz; website: www.amfreece.com

Phones: +420 582 309 146 (Service), +420 582 309 286 (Spare Parts); Fax: +420 582 360 606

LUBRICATION



From the library of: Diamond Needle Corp

LUBRICATION

DET	PART NUMBER	DESCRIPTION	QTY.
01	24.0141.0.000	Tubing ●●●	1
02	24.0139.0.000	Lubricating Wick ●●●	1
03	22.0229.0.000	Straight Fitting	2
04	08.6000.4.006	Screw M4 x 6	2
05	22.0120.0.000	Holder	1
06	22.0104.0.000	Oil Gauge Reservoir	1
07	17.0095.1.329	Wheel ●●●	1
08	22.0108.0.000	Wick Holder	1
09	17.0027.1.799	Spring	1
10	17.0082.6.000	Clamp	1
11	08.6000.3.006	Screw M3 x 6	1
12	17.0094.5.310	Felt ●●●	1
13	22.0107.0.000	Worm Gear Felt Retainer	1
14	12.0008.3.023	Ty-wrap ●●●	1

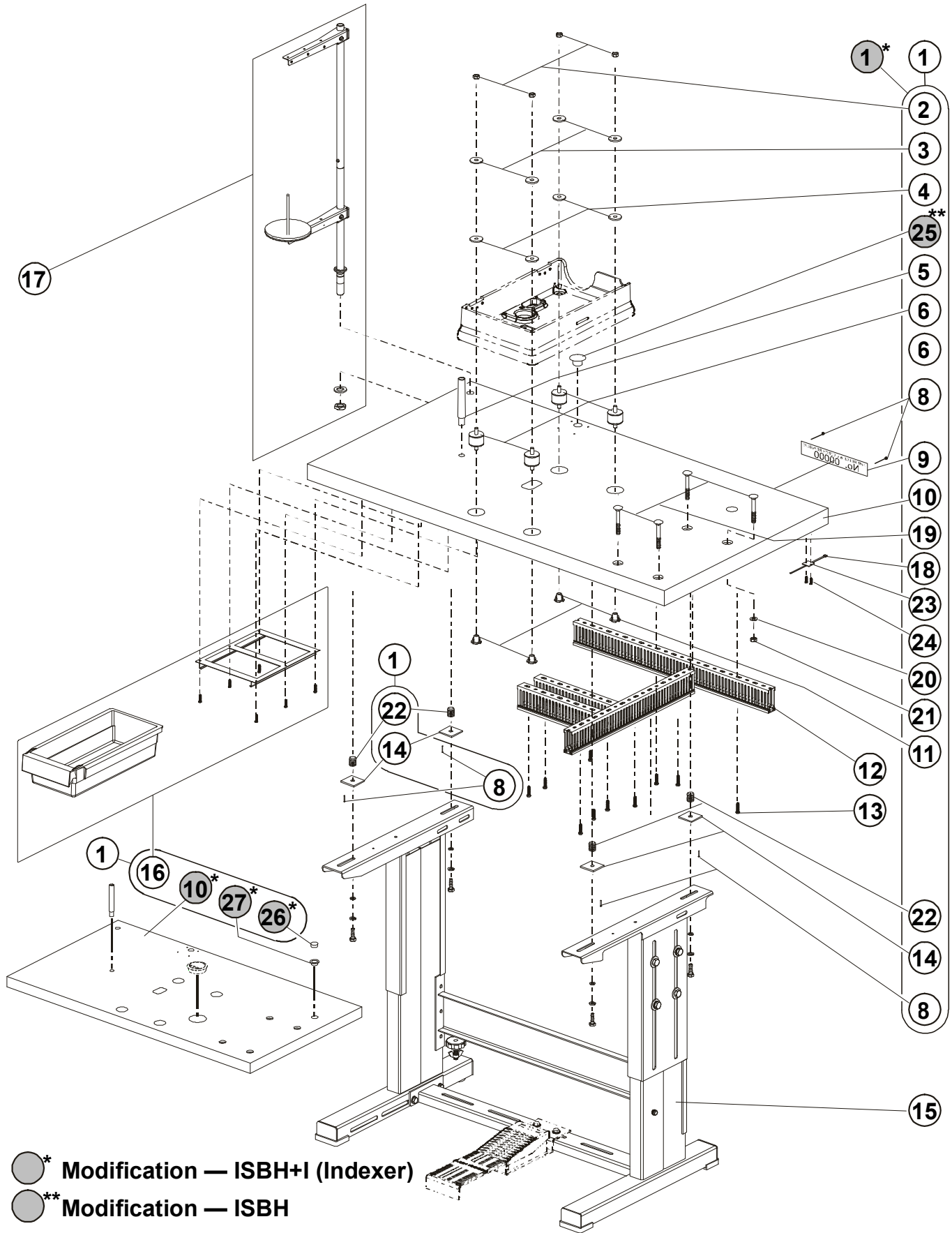
From the library of: Diamond Needle Corp

Revised 03/2006

e-mail: service@amfreece.cz; parts@amfreece.cz; website: www.amfreece.com

Phones: +420 582 309 146 (Service), +420 582 309 286 (Spare Parts); Fax: +420 582 360 606

TABLE



From the library of: Diamond Needle Corp

Revised 03/2006

e-mail: service@amfreece.cz; parts@amfreece.cz; website: www.amfreece.com

Phones: +420 582 309 146 (Service), +420 582 309 286 (Spare Parts); Fax: +420 582 360 606

TABLE

DET	PART NUMBER	DESCRIPTION	QTY.
01	24.0142.0.050	Table Assembly ISBH	1
01*	04.9024.0.003	Table Assembly ISBH+I	1
02	08.6700.8.000	M8 Nut	(4)
03	17.0019.0.441	Washer	(4)
04	17.0095.1.272	Washer	●●● (4)
05	12.0008.6.900	Machine Rest Table Pin	(1)
06	12.0008.6.801	Rubber Spring	●●● (4)
07	—		
08	12.1016.1.000	Nail	●●● (6)
09	04.1416.0.003	Label "No. xxxx"	(1)
10	24.0142.0.000	Table	●●● (1)
10*	04.9024.0.901	Table ISBH+I	●●● (1)
11	08.6742.8.000	M8 Nut	(4)
12	24.0059.9.065	Wire Raceway Kit	●●● 1
13	08.6663.5.025	Screw 4,8 - 25	10
14	17.0094.0.200	Washer	●●● (4)
15	04.9000.2.123	Frame Kit	1
16	12.0008.6.901	Drawer Kit	●●● (1)
17	22.0219.0.000	Thread Stand	1
18	12.0008.3.023	Ty-wrap	●●● (1)
19	08.6532.8.055	Screw M8x55	(4)
20	08.6852.8.000	Washer	(4)
21	08.6702.8.000	Nut	(4)
22	08.6752.8.000	Nut	(4)
23	12.0008.4.058	Clip	(1)
24	08.6652.3.016	Screw 3 x 16	(2)
25**	12.0008.4.777	Plug	1**
26*	12.0008.4.216	Plug (Display IDEC)	(1)
27*	12.0010.4.005	Bushing (Display Easy View)	(1)

From the library of: Diamond Needle Corp

* Modification — ISBH+I (Indexer)

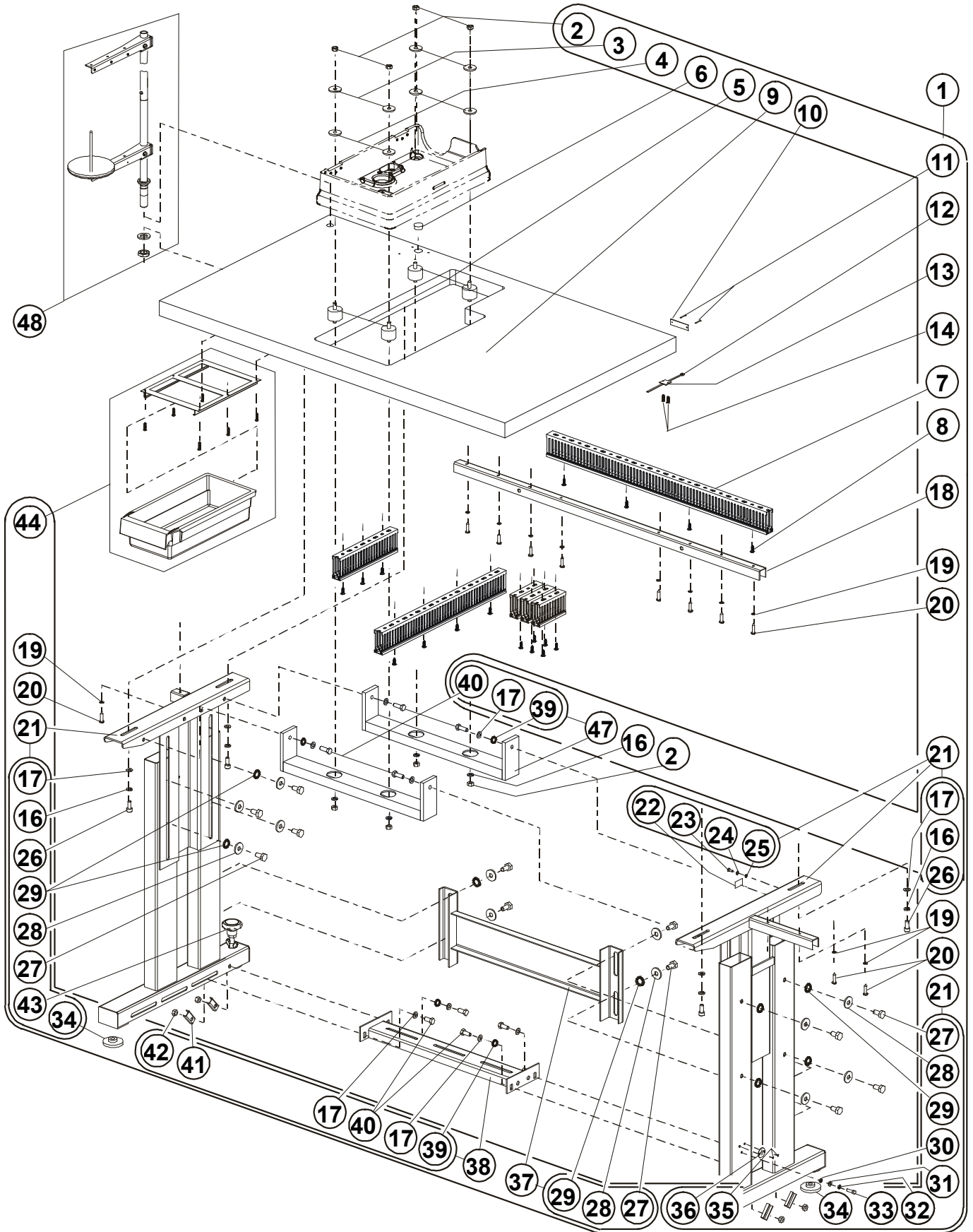
** Modification — ISBH

Revised 03/2006

e-mail: service@amfreece.cz; parts@amfreece.cz; website: www.amfreece.com

Phones: +420 582 309 146 (Service), +420 582 309 286 (Spare Parts); Fax: +420 582 360 606

TABLE EMBEDDED — ISBH



From the library of: Diamond Needle Corp

Revised 03/2006

e-mail: service@amfreece.cz; parts@amfreece.cz; website: www.amfreece.com

Phones: +420 582 309 146 (Service), +420 582 309 286 (Spare Parts); Fax: +420 582 360 606

TABLE EMBEDDED — ISBH

DET	PART NUMBER	DESCRIPTION	QTY.
01	04.9024.0.001	Frame Assembly	1
02	08.6700.8.000	Nut M8	(8)
03	17.0019.0.441	Washer	(4)
04	17.0095.1.272	Rubber Washer ●●●	(4)
05	12.0008.6.801	Rubber Spring	(4)
06	12.0008.4.777	Plug	(1)
07	24.0069.9.040	Latch For Kit ●●●	(1)
08	08.6676.3.020	Screw 3,5 x 20	(17)
09	04.9024.0.900	Table ●●●	(1)
10	04.1416.0.003	Label "No. xxxx"	(1)
11	12.1016.1.000	Nail	(2)
12	12.0008.3.023	Ty-wrap ●●●	(1)
13	12.0008.4.058	Clip	(1)
14	08.6652.3.016	Screw 3 x 16	(2)
15			
16	08.6802.8.000	Spring Washer	(4)+(4))
17	08.6852.8.000	Washer	(4)+(4)+(4))
18	04.9024.0.361	Reinforcement Crossbar	(1)
19	08.6852.5.000	Washer M5	(11)
20	08.6663.5.025	Screw 4,8 x 25	(11)
21	04.9024.0.002	Frame Assembly	(1)
22	12.0008.4.052	Label	((1))
23	08.6012.4.010	Screw M4 x 10	((1))
24	08.6852.4.000	Washer 4,3	((1))
25	08.6832.4.000	Lock Washer M4	((1))
26	08.6312.8.025	Screw M8 x 25	((4))
27	08.6312.0.020	Screw M10 x 20	((12))
28	08.6882.0.000	Washer M10	((12))
29	08.6832.0.000	Washer 10,5	((8+2+2))
30	08.6832.6.000	Lock Washer M6	((1))
31	08.6852.6.000	Washer 6,4	((1))
32	08.6802.6.000	Spring Washer	((1))
33	08.6312.6.020	Screw M6 x 20	((1))
34	12.0008.6.813	Rubber Washer ●●●	((3))
35	12.1016.0.000	Drive Screw	((2))
36	17.0081.6.225	Label	((1))
37	04.9000.0.225	Crossbar Rear	(1)
38	04.9000.0.125	Crossbar Down	(1)
39	08.6832.8.000	Lock Washer M8	((2)+(2))
40	08.6312.8.020	Screw	((4)+(4)+(4))
41	12.0008.6.964	Washer - U	((4))
42	08.6702.8.000	Nut M8	(4)
43	12.0008.6.965	Yielding Support	(1)
44	12.0008.6.901	Drawer Kit ●●●	(1)
45	08.6700.6.000	Nut M6	(3)
46	08.6700.6.000	Screw M6 x 40	(1)
47	04.9000.0.345	Crossbar Up Assembly	((1))
48	22.0219.0.000	Thread Stand	1

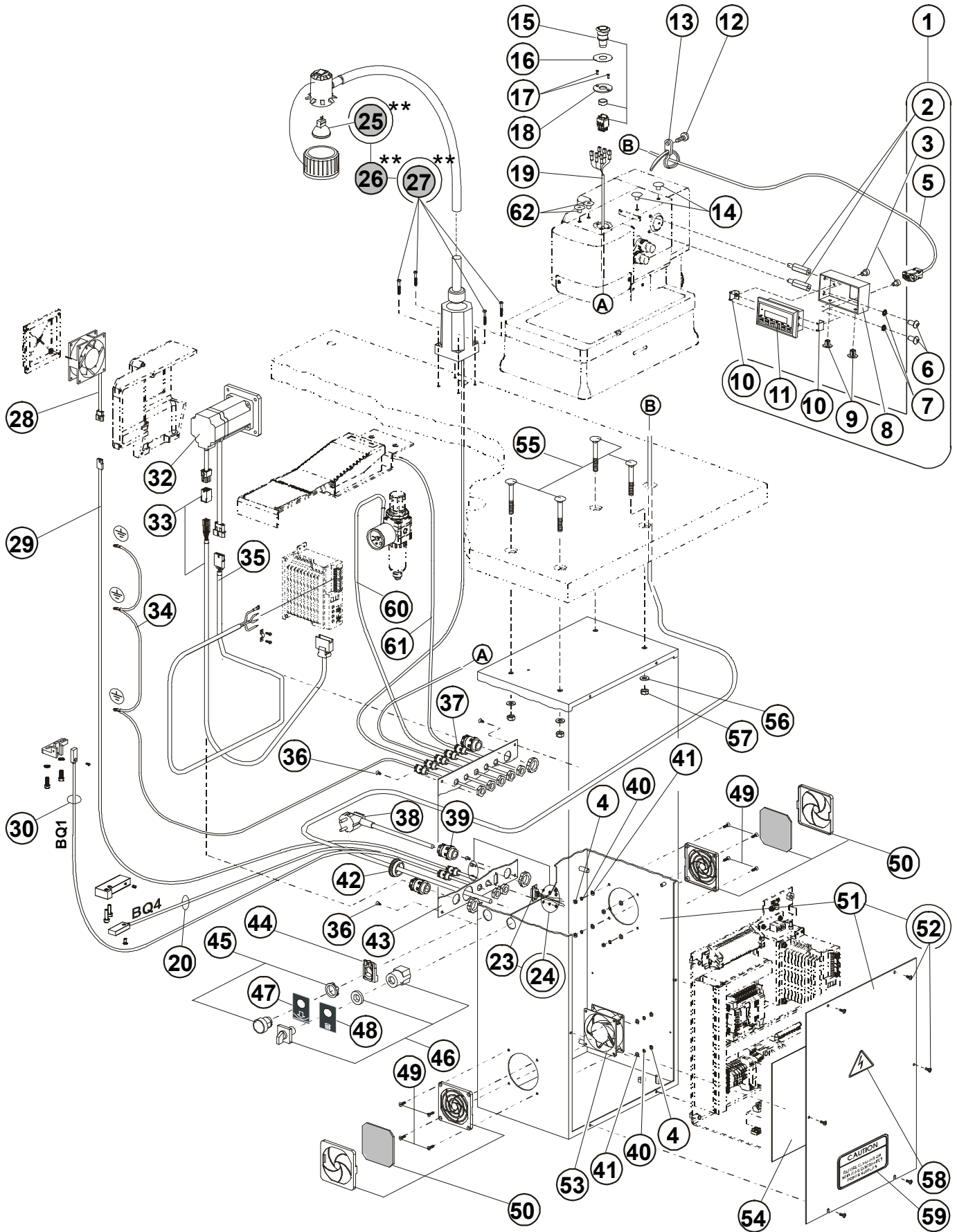
From the library of: Diamond Needle Corp

Revised 03/2006

e-mail: service@amfreece.cz; parts@amfreece.cz; website: www.amfreece.com

Phones: +420 582 309 146 (Service), +420 582 309 286 (Spare Parts); Fax: +420 582 360 606

ELECTRICAL (ISBH) — I



From the library of: Diamond Needle Corp

Revised 03/2006

ELECTRICAL (ISBH)— I

DET	PART NUMBER	DESCRIPTION	QTY.
01	03.5524.0.009	Panel Kit	1
02	12.0008.4.565	Screw	(2)
03	08.6000.4.006	Screw	(2)
04	08.6702.4.000	Nut M4	8
05	12.0008.4.574	Cable	(1)
06	08.6200.6.012	Screw	(2)
07	08.6832.6.000	Serrated Washer	(2)
08	24.0146.0.000	Display Box	(1)
09	12.0008.4.571	Plug	(2)
10	24.0147.0.000	Panel Holder	(2)
11	24.8001.0.005	Display	(1)
12	See Page 3-2	Plastic Cable Fitting	1
13			
14	12.0008.4.570	Plug	1
15	12.0008.4.563	Emergency Stop Button	1
16	12.8000.0.047	Label	1
17	08.6102.3.008	Screw	2
18	24.0148.0.000	Emergency Stop Cover	1
19	24.0069.9.023	Emergency Stop Cable	
20			
21			
22			
23	24.0069.9.004	Cable	1
24	12.0008.4.710	Screw Kit	1
25*	12.0008.4.679	Bulb 12V/12W	(1)*
26*	12.0008.4.403	Halogen Lamp Kit 12 V Assembly	1*
27*	—	Screw	(4)*
28	24.0059.9.069	Fan	1
29	24.0069.9.027	Fan Cable	1
30	24.0069.9.006	End of Cycle Sensor with Cable	1
31			
32	24.0059.9.064	Servomotor Assembly	1
33	24.0069.9.008	Encoder Cable	1
34	—	Cable	1
35	24.0069.9.002	Motor Power Cable	1
36	08.6100.4.010	Screw	4
37	12.0008.4.207	Bushing	7
38	12.0008.4.713	Cable	1
39	12.0008.4.231	Bushing	3
40	08.6802.4.000	Washer	4
41	08.6852.4.000	Washer	4
42	12.0008.4.366	Plug PG 29	1
43	24.0138.0.000	Connectors Plate ISBH	1
44	12.0008.4.863	Block	1
45	12.0008.4.861	Switch (Black)	1
46	12.0008.4.835	Switch ON — OFF	1
47	12.8000.0.041	Label (Clamp Up/Down)	1
48	12.8000.0.040	Label (Main Switch)	1
49	08.6100.4.014	Screw	1

* — Extra Parts

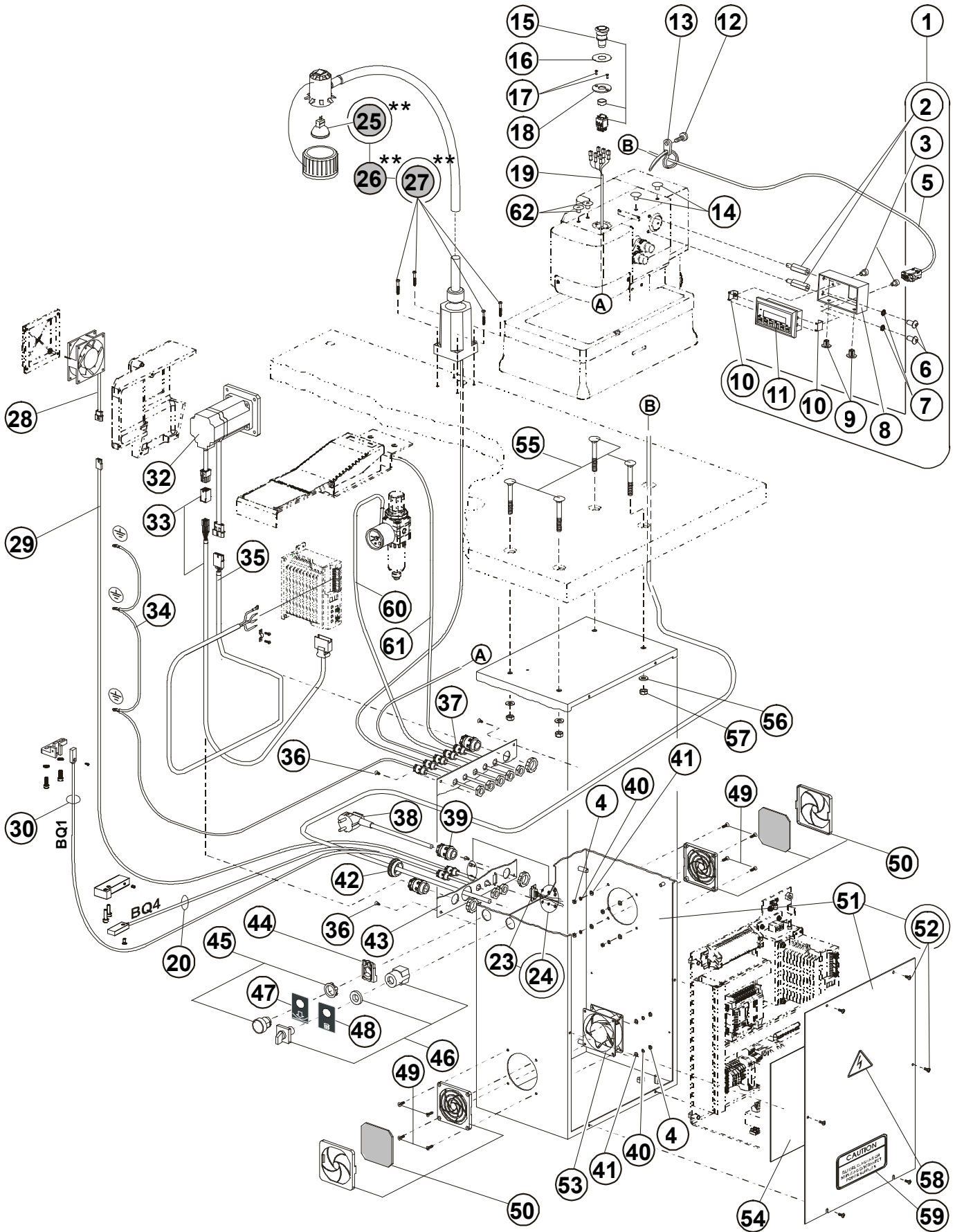
Revised 03/2006

e-mail: service@amfreece.cz; parts@amfreece.cz; website: www.amfreece.com

Phones: +420 582 309 146 (Service), +420 582 309 286 (Spare Parts); Fax: +420 582 360 606



ELECTRICAL (ISBH) — I



From the library of: Diamond Needle Corp

Revised 03/2006

ELECTRICAL (ISBH) — I



DET	PART NUMBER	DESCRIPTION	QTY.
50	12.0008.4.472	Fan Cover With Filter ●●●	2
51	70.4165.1.125	Electrical Box	1
52	08.6032.4.010	Screw M4x10	(6)
53	24.0059.9.017	Fan	1
54	12.8000.0.044	Electrical Diagram Label	1
55	See Page 3-32	Screw M8x55	—
56	See Page 3-32	Washer	—
57	See Page 3-32	Nut	—
58	12.0008.4.155	Label	1
59	00.2751.3.602	Label "CAUTION"	1
60	See Page 3-53	Pressure Gauge	—
61	See Page 3-49	Cable	—
62	08.6215.4.006	Screw	2

From the library of: Diamond Needle Corp

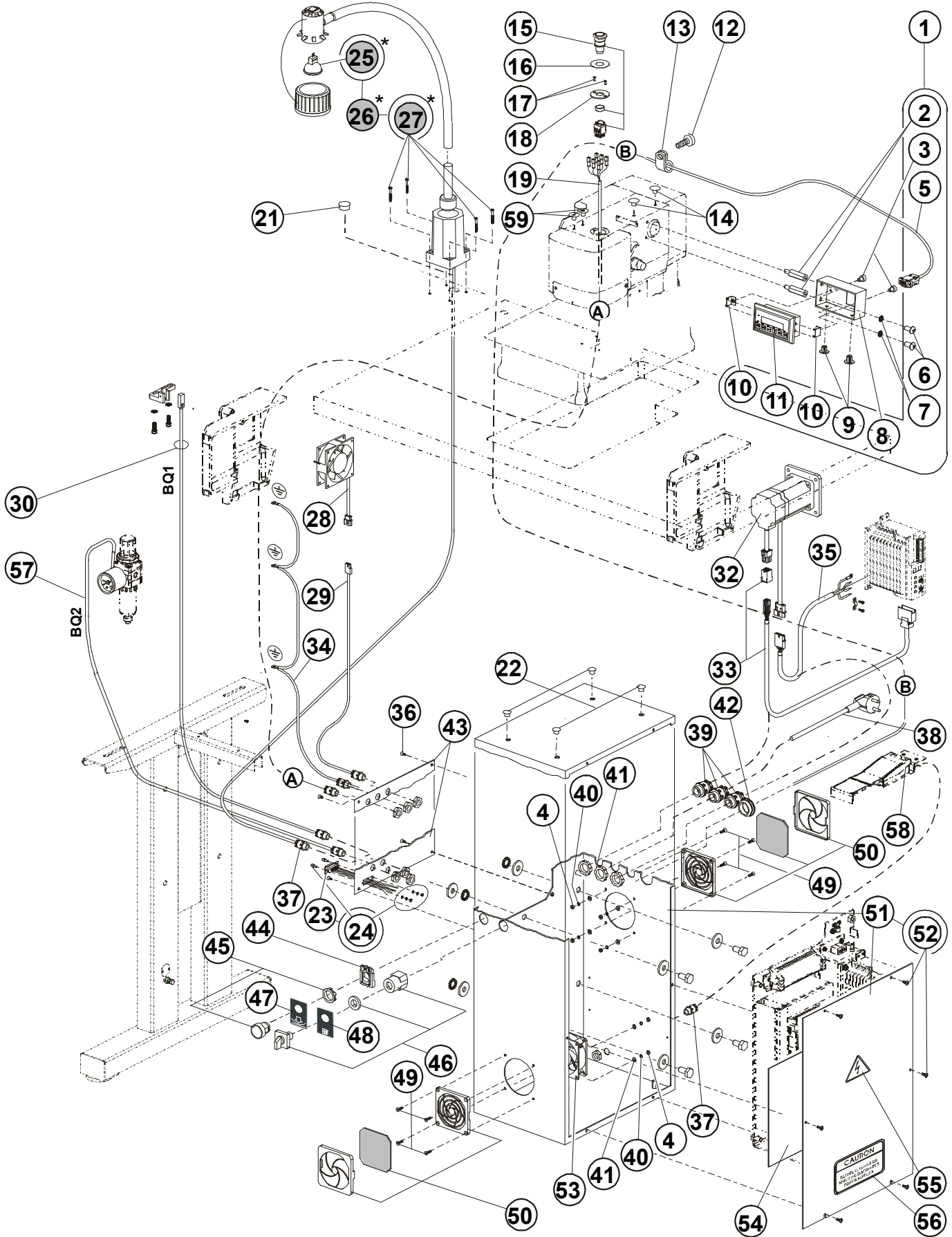
* — Extra Parts

Revised 03/2006

e-mail: service@amfreece.cz; parts@amfreece.cz; website: www.amfreece.com

Phones: +420 582 309 146 (Service), +420 582 309 286 (Spare Parts); Fax: +420 582 360 606

ELECTRICAL (ISBH)—I TABLE EMBEDDED



From the library of: Diamond Needle Corp

Revised 03/2006

ELECTRICAL (ISBH)—I TABLE EMBEDDED

DET	PART NUMBER	DESCRIPTION	QTY.
01	03.5524.0.009	Panel Kit	1
2	12.0008.4.565	Screw	(2)
3	08.6000.4.006	Screw	(2)
4	08.6702.4.000	Nut M4	8
5	12.0008.4.574	Cable	(1)
6	08.6200.6.012	Screw	(2)
7	08.6832.6.000	Serrated Washer	(2)
8	24.0146.0.000	Display Box	(1)
9	12.0008.4.571	Plug	(2)
10	24.0147.0.000	Panel Holder	(2)
11	24.8001.0.005	Display	(1)
12	See Page 3-2	Plastic Cable Fitting	—
13	See Page 3-2	Screw	—
14	12.0008.4.570	Plug	2
15	12.0008.4.563	Emergency Stop Button	1
16	12.8000.0.047	Label	1
17	08.6102.3.008	Screw	2
18	24.0148.0.000	Emergency Stop Cover	1
19	24.0069.9.023	Emergency Stop Cable	1
20	—		
21	12.0008.4.777	Plug	1
22	12.0008.4.215	Plug	4
23	24.0069.9.004	Cable	1
24	12.0008.4.710	Screw Kit	1
25*	12.0008.4.679	Bulb 12V/12W	(1)
26*	12.0008.4.403	Halogen Lamp Kit 12 V Assembly	1
27*	—	Screw	(4)
28	24.0059.9.069	Fan	1
29	24.0069.9.027	Fan Cable	1
30	24.0069.9.006	End of Cycle Sensor with Cable	1
31	—		
32	24.0059.9.064	Servomotor Assembly	1
33	24.0069.9.042	Encoder Cable	1
34	—	Cable	1
35	24.0069.9.043	Motor Power Cable	1
36	08.6100.4.010	Screw	4
37	12.0008.4.207	Bushing	7
38	12.0008.4.713	Cable	1
39	12.0008.4.231	Bushing	3
40	08.6802.4.000	Washer	4
41	08.6852.4.000	Washer	4
42	12.0008.4.366	Plug PG 29	1
43	04.9024.0.650	Connectors Plate ISBH	1
44	12.0008.4.863	Block	1
45	12.0008.4.861	Switch (Black)	1
46	12.0008.4.835	Switch ON — OFF	1
47	12.8000.0.041	Label (Clamp Up/Down)	1
48	12.8000.0.040	Label (Main Switch)	1
49	08.6100.4.014	Screw	1

* — Extra Parts

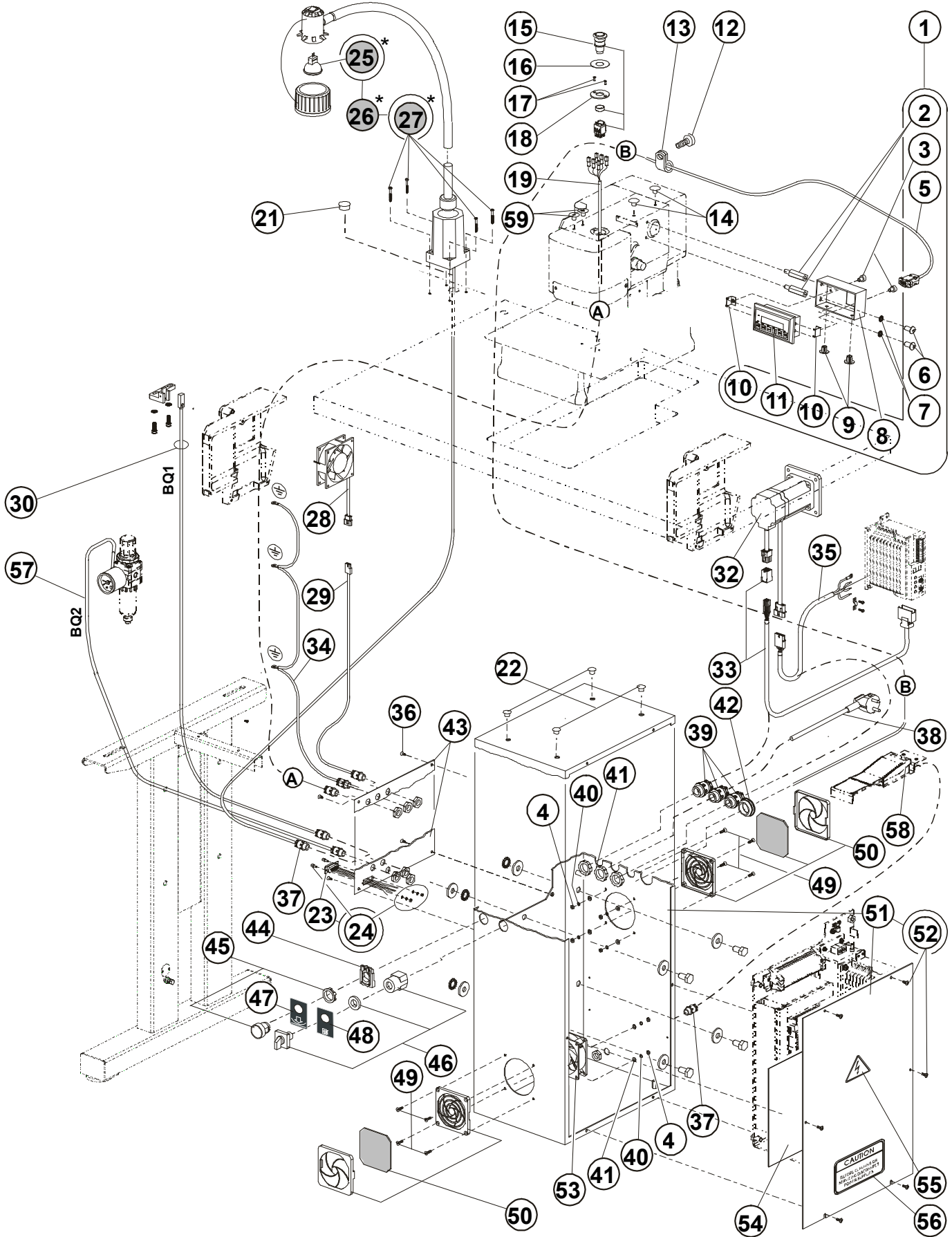
Revised 03/2006

e-mail: service@amfreece.cz; parts@amfreece.cz; website: www.amfreece.com

Phones: +420 582 309 146 (Service), +420 582 309 286 (Spare Parts); Fax: +420 582 360 606



ELECTRICAL (ISBH) — I TABLE EMBEDDED



From the library of: Diamond Needle Corp

Revised 03/2006

ELECTRICAL (ISBH)—I TABLE EMBEDDED



DET	PART NUMBER	DESCRIPTION	QTY.
50	12.0008.4.472	Fan Cover With Filter ●●●	2
51	04.9024.0.500	Electrical Box	1
52	08.6032.4.010	Screw M4x10	(6)
53	24.0059.9.017	Fan	1
54	12.8000.0.065	Electrical Diagram Label	1
55	12.0008.4.155	Label	1
56	00.2751.3.602	Label "CAUTION"	1
57	See Page 3-53	Pressure Gauge	—
58	See Page 3-49	Cable	—
59	08.6215.4.006	Screw	2

From the library of: Diamond Needle Corp

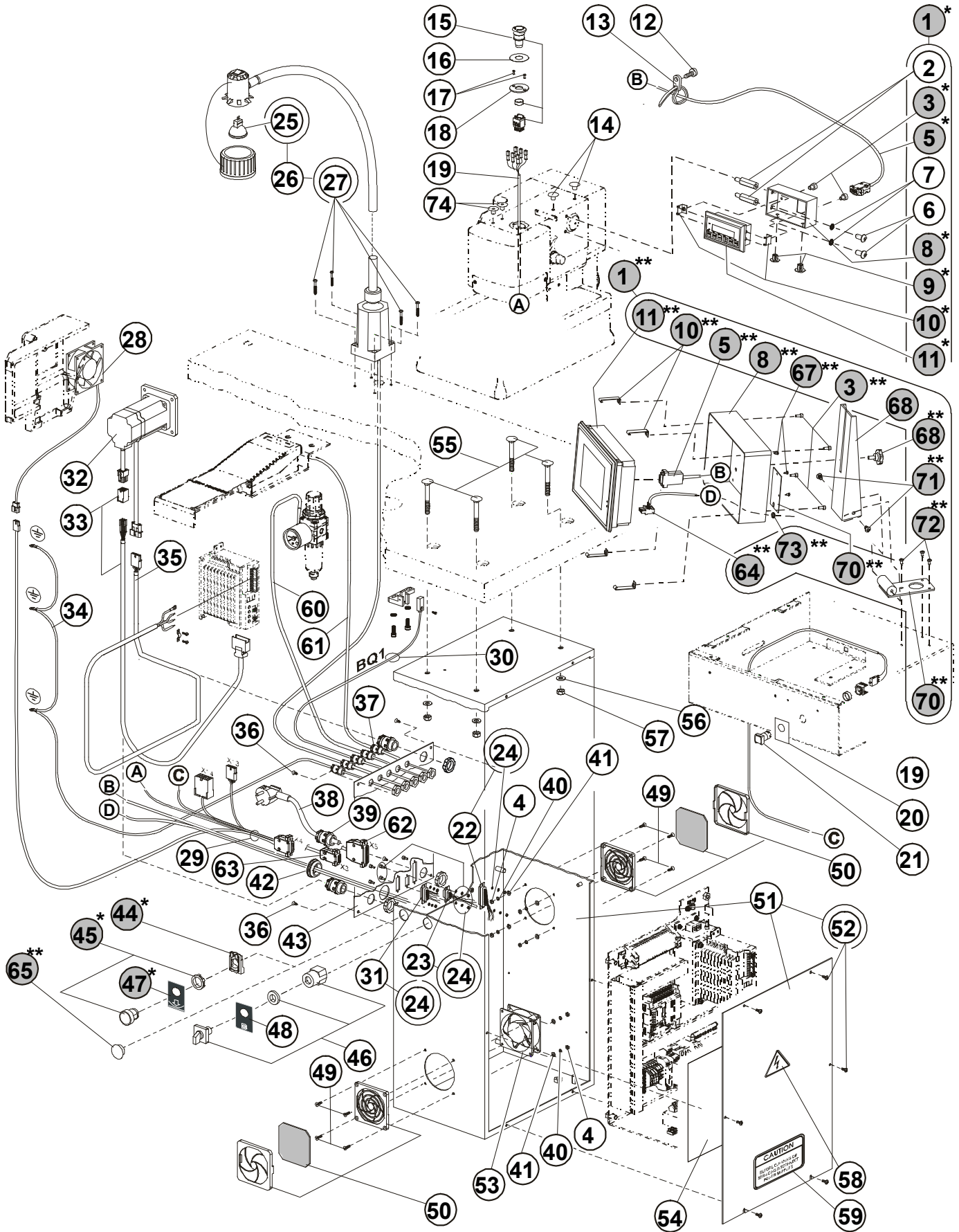
* — Extra Parts

Revised 03/2006

e-mail: service@amfreece.cz; parts@amfreece.cz; website: www.amfreece.com

Phones: +420 582 309 146 (Service), +420 582 309 286 (Spare Parts); Fax: +420 582 360 606

ELECTRICAL (ISBH+I) — I



From the library of: Diamond Needle Corp

Revised 03/2006

e-mail: service@amfreece.cz; parts@amfreece.cz; website: www.amfreece.com

Phones: +420 582 309 146 (Service), +420 582 309 286 (Spare Parts); Fax: +420 582 360 606

ELECTRICAL (ISBH+I) — I

DET	PART NUMBER	DESCRIPTION	QTY.
01*	03.5524.0.009	Panel Kit IDEC	1
01**	03.5524.0.014	Panel Kit Easy View Assembly	1
02*	12.0008.4.565	Screw	(2)
03*	08.6000.4.006	Screw	(2)
03**	08.6032.4.010	Screw	(4)
04	08.6702.4.000	Nut M4	8
05*	12.0008.4.574	Cable	(1)
05**	12.0008.4.897	Cable	(1)
06*	08.6200.6.012	Screw	(2)
07*	08.6832.6.000	Serrated Washer	(2)
08*	24.0146.0.000	Display Box	(1)
08**	24.0160.0.000	Display Box	(1)
09*	12.0008.4.571	Plug	(2)
10*	24.0147.0.000	Panel Holder	(2)
10**	24.0159.0.000	Panel Holder	(4)
11*	24.8001.0.005	Display (IDEC)	(1)
11**	24.8001.0.006	Display (Easy View)	(1)
12	See Page 3-2	Plastic Cable Fitting	—
13	See Page 3-2	Screw	—
14	12.0008.4.570	Plug	2
15	12.0008.4.563	Emergency Stop Button	1
16	12.8000.0.047	Label	1
17	08.6102.3.008	Screw	2
18	24.0148.0.000	Emergency Stop Cover	1
19	12.0008.4.698	Switch Unit Assembly (ZB6-E1B)	1
20	12.8000.0.048	Label	1
21	12.0008.4.742	Switch (Yellow) Indexer	1
22	24.0069.9.028	Cable X5	1
23	24.0069.9.004	Cable	1
24	12.0008.4.710	Screw Kit	(3)
25	12.0008.4.679	Bulb 12V/12W	(1)
26	12.0008.4.403	Halogen Lamp Kit 12 V Assembly	1
27	—	Screw	(4)
28	24.0059.9.069	Fan	1
29	24.0069.9.044	Cable X5 Assembly	1
30	24.0069.9.006	End of Cycle Sensor with Cable	1
31	24.0069.9.029	Cable X4	1
32	24.0059.9.064	Servomotor Assembly	1
33	24.0069.9.008	Encoder Cable	1
34	—	Cable	1
35	24.0069.9.002	Motor Power Cable	1
36	08.6100.4.010	Screw	4
37	12.0008.4.207	Bushing	5
38	12.0008.4.713	Cable	1
39	12.0008.4.231	Bushing	2
40	08.6802.4.000	Washer	8
41	08.6852.4.000	Washer	8
42	12.0008.4.366	Plug PG 29	1

* Modification — ISBH; ISBH+I (IDEC)

** Modification — ISBH+I (Easy View)

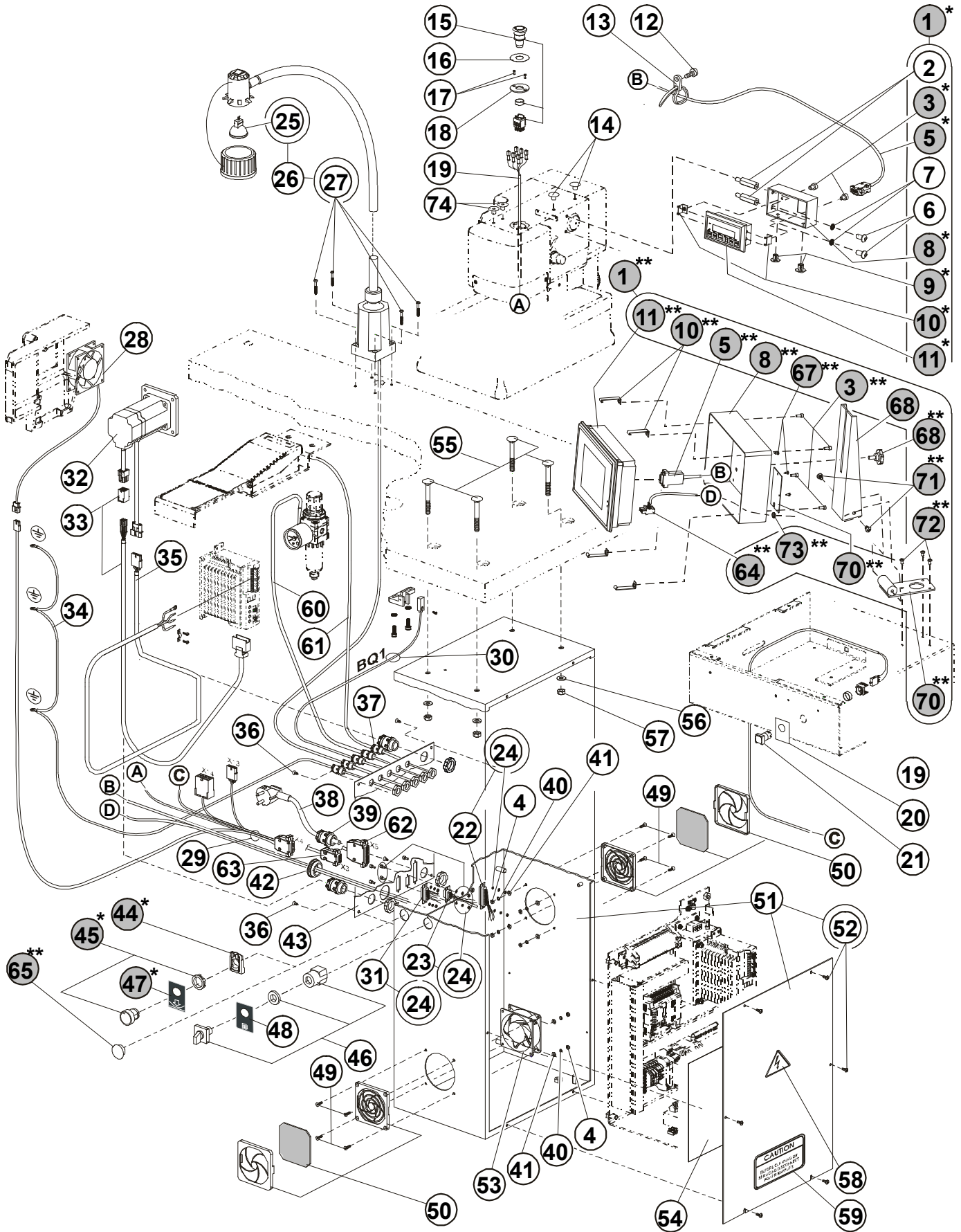
Revised 03/2006

e-mail: service@amfreece.cz; parts@amfreece.cz; website: www.amfreece.com

Phones: +420 582 309 146 (Service), +420 582 309 286 (Spare Parts); Fax: +420 582 360 606



ELECTRICAL (ISBH+I) — I



From the library of: Diamond Needle Corp

Revised 03/2006

ELECTRICAL (ISBH+I) — I



DET	PART NUMBER	DESCRIPTION	QTY.
43	04.9024.0.651	Connectors Plate ISBH+I	1
44	12.0008.4.863	Block	1
45	12.0008.4.861	Switch (Black)	1
46	12.0008.4.835	Switch ON — OFF	1
47	12.8000.0.041	Label (Clamp Up/Down)	1
48	12.8000.0.040	Label (Main Switch)	1
49	08.6100.4.014	Screw	8
50	12.0008.4.472	Fan Cover With Filter ●●●	2
51	70.4165.1.125	Electrical Box	1
52	08.6032.4.010	Screw M4x10	(6)
53	24.0059.9.017	Fan	1
54	12.8000.0.044	Electrical Diagram Label	1
55	See Page 3-32	Screw M8 x 55	—
56	See Page 3-32	Washer	—
57	See Page 3-32	Nut	—
58	12.0008.4.155	Label	1
59	00.2751.3.602	Label "CAUTION"	1
60	See Page 3-53	Pressure Gauge	—
61	See Page 3-49	Cable	—
62	See Page 3-49	Cable	—
63	See Page 3-49	Cable	—
64**	24.0069.9.046	Cable	(1)
65**	12.0008.4.216	Plug	1
66**	24.0161.0.000	Cover	(1)
67**	08.6662.3.006	Screw	(3)
68**	19.0014.7.003	Screw	(1)
69**	19.0083.7.002	Panel Stand	(1)
70**	19.0005.0.013	Panel Stand Base	(1)
71**	08.6200.6.010	Screw	(2)
72**	08.6662.4.010	Screw	(3)
73**	12.0008.4.581	Bushing	(1)
74	08.6215.4.006	Screw	2

From the library of: Diamond Needle Corp

* Modification — ISBH; ISBH+I (IDEC)

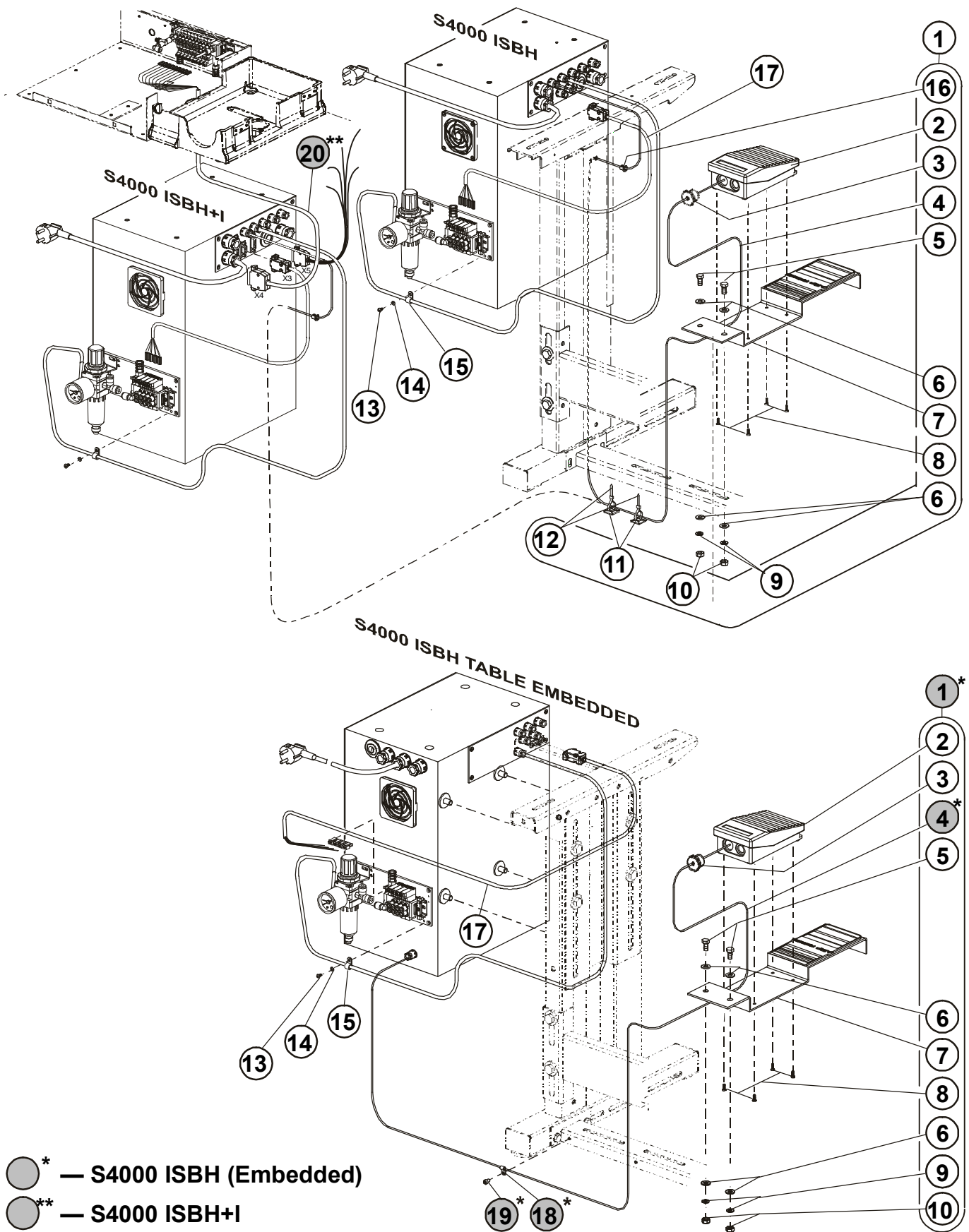
** Modification — ISBH+I (Easy View)

Revised 03/2006

e-mail: service@amfreece.cz; parts@amfreece.cz; website: www.amfreece.com

Phones: +420 582 309 146 (Service), +420 582 309 286 (Spare Parts); Fax: +420 582 360 606

ELECTRICAL — II



From the library of: Diamond Needle Corp

Revised 03/2006

e-mail: service@amfreece.cz; parts@amfreece.cz; website: www.amfreece.com

Phones: +420 582 309 146 (Service), +420 582 309 286 (Spare Parts); Fax: +420 582 360 606

ELECTRICAL — II

DET	PART NUMBER	DESCRIPTION	QTY.
01	24.0069.9.009	Pedal Assembly	1
01*	24.0069.9.038	Pedal Assembly	1*
02	12.0008.4.204	Pedal ●●●	(1)
03	12.0008.4.296	Bushing ●●●	(1)
04	24.0069.9.003	Cable	(1)
04*	24.0069.9.306	Cable	(1)*
05	08.6312.8.020	Screw M8x20	(2)
06	08.6852.8.000	Washer M8	(4)
07	24.0097.0.000	Holder Pedal	(1)
08	08.6100.4.012	Screw M4x12	(4)
09	08.6802.8.000	Spring Washer M8	(2)
10	08.6702.8.000	Nut M8	(2)
11	12.0008.4.058	Clip	(2)
12	12.0008.4.072	Ty-wrap	(2)
13	12.0008.4.280	Cord Clamp	1
14	08.6852.4.000	Washer M4	1
15	08.6683.4.007	Screw M4x7	1
16	12.0008.4.214	Bushing	(1)
17	12.0008.3.624	Cable Valve	1
18*	12.0008.4.279	Cord Clamp	(1)*
19*	08.6000.5.008	Screw M5x8	(1)*
20**	12.0008.3.483	Cable Indexer Valve	1**

From the library of: Diamond Needle Corp

* Modification — ISBH (Embedded)

** Modification — ISBH+I (Indexer)


Revised 03/2006

e-mail: service@amfreece.cz; parts@amfreece.cz; website: www.amfreece.com

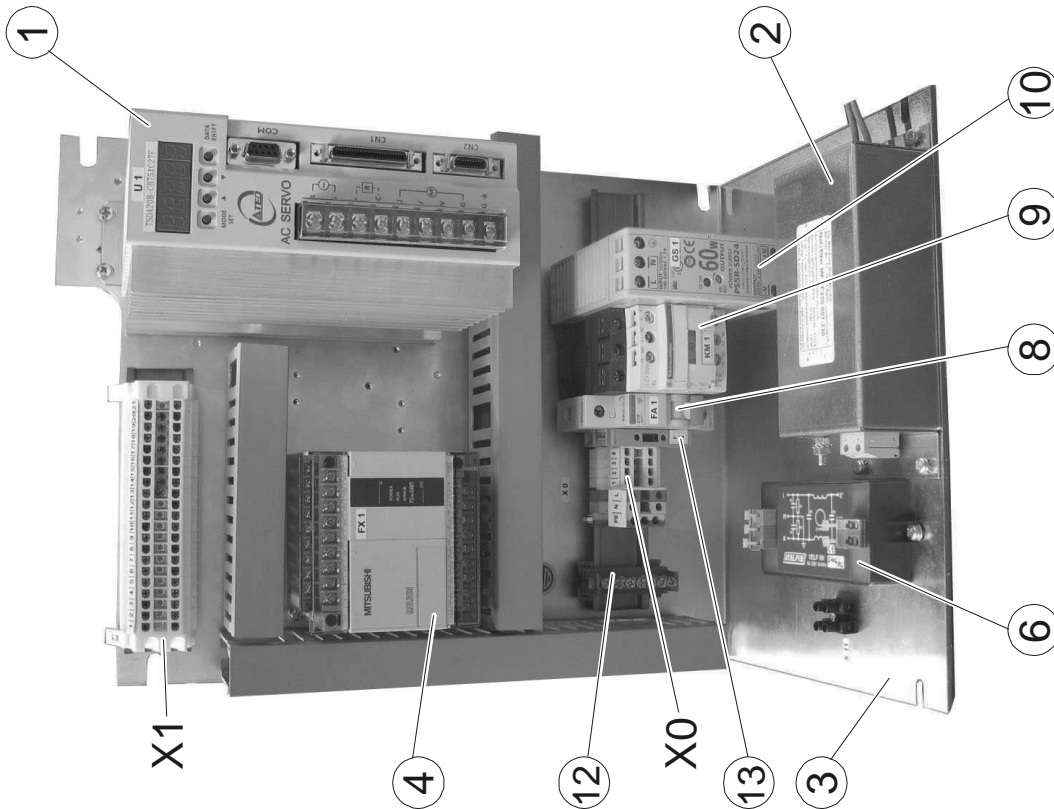
Phones: +420 582 309 146 (Service), +420 582 309 286 (Spare Parts); Fax: +420 582 360 606

ELECTRICAL — III

ISBH+I, ISBH+I Easy View



BH, ISBH, TKF, LS, BH, CAED



From the library of: Diamond Needle Corp

ELECTRICAL — III

DET	PART NUMBER	DESCRIPTION	QTY.
01	24.8001.0.004	Servo (U1)	1
02	12.0008.4.744	Filter (Z2)	2
03	24.0144.0.000	Plate	1
04	24.8001.0.001	PLC (FX1N)	1
06	12.0008.4.043	Filter (Z1)	1
07	24.0069.9.018	Monitoring Overvoltage / Undervoltage Relay HRN-3 (VC1)	1
08	12.0008.4.484	Circuit Breaker (FA1)	1
09	12.0008.4.833	Contactactor (KM1)	2
10	12.0008.4.568	Power (GS1)	2
11	12.0008.4.748	Extension Block (FX0N)	1
12	12.0008.4.050	Bridge GND	1
13	12.0008.4.665	Fuse T2A	1

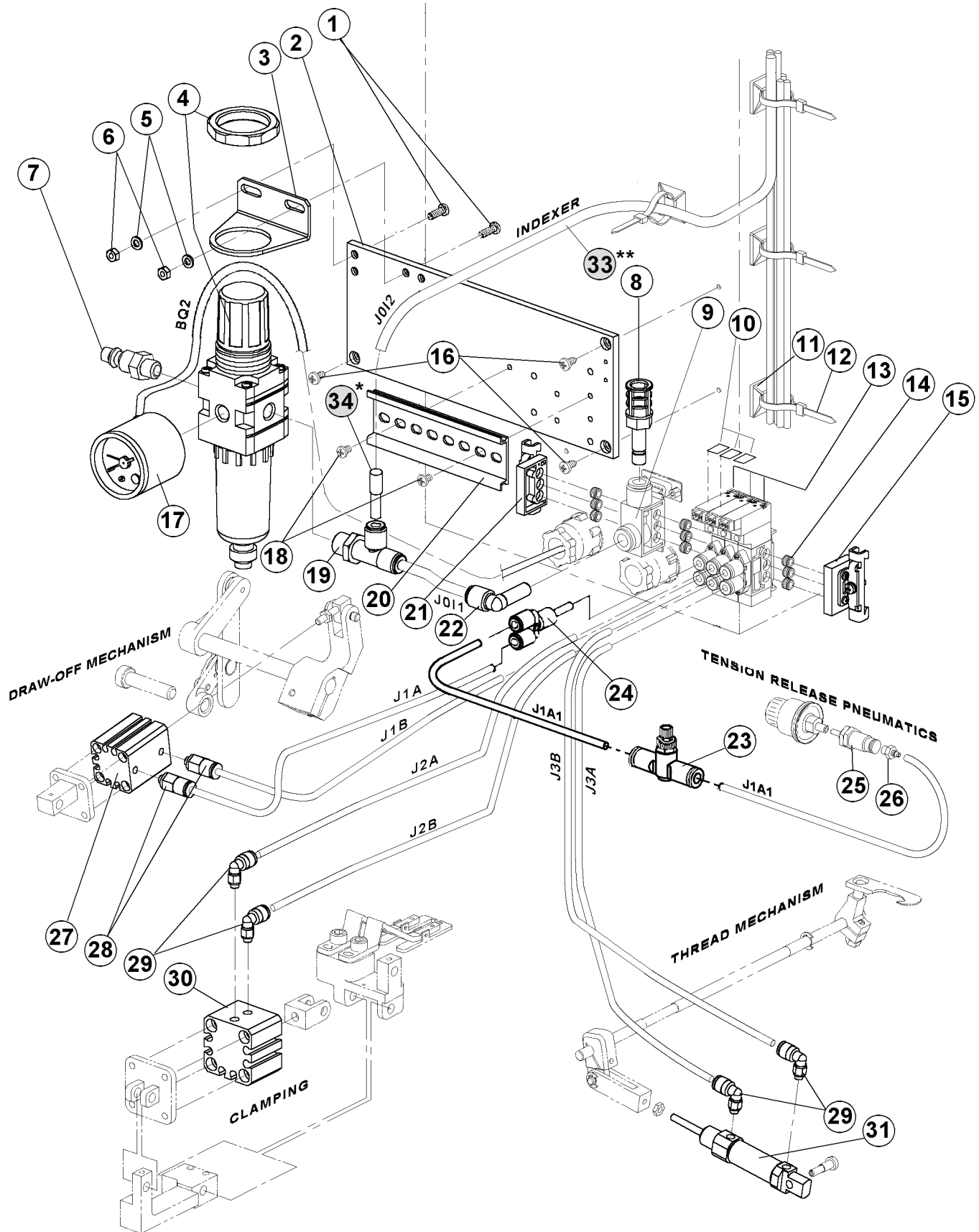
From the library of: Diamond Needle Corp

Revised 03/2006

e-mail: service@amfreece.cz; parts@amfreece.cz; website: www.amfreece.com

Phones: +420 582 309 146 (Service), +420 582 309 286 (Spare Parts); Fax: +420 582 360 606

PNEUMATICS



From the library of: Diamond Needle Corp

Revised 03/2006

e-mail: service@amfreece.cz; parts@amfreece.cz; website: www.amfreece.com

Phones: +420 582 309 146 (Service), +420 582 309 286 (Spare Parts); Fax: +420 582 360 606

PNEUMATICS

DET	PART NUMBER	DESCRIPTION	QTY.
01	08.6032.4.012	Screw M4x12	2
02	19.0081.5.419	Plate	1
03	12.0008.3.659	Regulator Holder	1
04	12.0008.3.658	Regulator	1
05	08.6852.4.000	Washer M4	2
06	08.6702.4.000	Nut M4	2
07	12.0008.3.420	Connector	1
08	12.0008.3.484	Silencer	1
09	12.0008.3.479	Air Supply Block Assembly	1
10			
11	12.0008.4.058	Clip	●●● 4
12	12.0008.3.023	Ty-wrap	●●● 4
13	12.0008.3.482	Pneumatic Valve	4
14	12.0008.3.477	Connector	18
15	12.0008.3.476	Rail Stopper	1
16	08.6683.4.007	Screw	3
17	12.0008.3.418	Pressure Gauge	1
18	08.6200.4.006	Screw M4x6	2
19	12.0008.3.605	Connector	1
20	12.0008.3.661	DIN Rail	1
21	12.0008.3.478	Rail Stopper	1
22	12.0008.3.606	Connector	●●● 1
23	12.0008.3.430	Speed Controller	●●● 1
24	12.0008.3.623	Connector	1
25	12.0008.3.413	Cylinder	1
26	12.0008.3.414	Connector	1
27	12.0008.3.433	Knife Cylinder	1
28	12.0008.3.409	Connector	2
29	12.0008.3.411	Connector	●●● 4
30	12.0008.3.412	Clamp Cylinder	● 1
31	24.0050.0.000	Trimmer Cylinder	1
32	24.0145.0.000	Air Tubing 6x1 BL J011 = 75 mm Air Tubing 4x0,75 BL J1A = J1B = J1B1= J2A = J2B = J3A	●●● 1
33**	See Page 3-55	Air Tubing 6x1 BL J012	●●● —
34*	12.0008.3.437	Plug	1

From the library of: Diamond Needle Corp

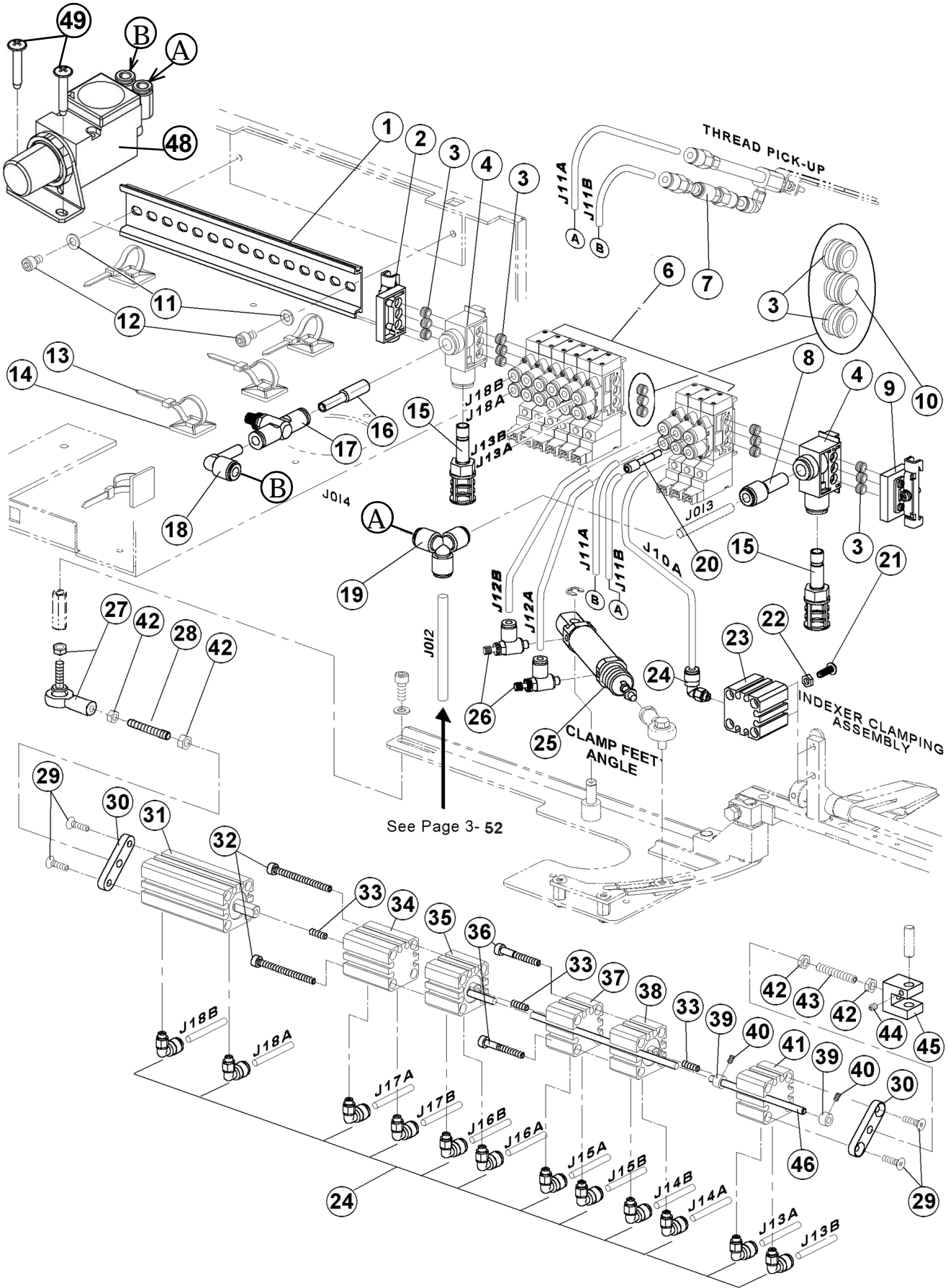
* Modification — ISBH
** Modification — ISBH+I (Indexer)

Revised 03/2006

e-mail: service@amfreece.cz; parts@amfreece.cz; website: www.amfreece.com

Phones: +420 582 309 146 (Service), +420 582 309 286 (Spare Parts); Fax: +420 582 360 606

PNEUMATICS INDEXER



From the library of: Diamond Needle Corp

Revised 03/2006

e-mail: service@amfreece.cz; parts@amfreece.cz; website: www.amfreece.com

Phones: +420 582 309 146 (Service), +420 582 309 286 (Spare Parts); Fax: +420 582 360 606

PNEUMATICS INDEXER

DET	PART NUMBER	DESCRIPTION	QTY.
01	12.0008.3.660	DIN Rail	1
02	12.0008.3.478	Rail Stopper	1
03	12.0008.3.477	Blind Connector	35
04	12.0008.3.479	Air Supply Block Assembly	2
05			
06	12.0008.3.482	Pneumatic Valve	9
07	See Page 3-59	Thread Pick-up	—
08	12.0008.3.485	Connector	1
09	12.0008.3.476	Rail Stopper	1
10	12.0008.3.480	Blind Connector	1
11	08.6850.5.000	Washer M5	2
12	08.6000.5.008	Screw M5 x 8	2
13	12.0008.3.023	Ty-wrap ●●●	7
14	12.0008.4.058	Clip ●●●	5
15	12.0008.3.484	Silencer ●●●	2
16	12.0008.3.487	Connector ●●●	1
17	12.0008.3.488	Speed Controller	1
18	12.0008.3.489	Connector ●●●	1
19	12.0008.3.486	Connector ●●●	1
20	12.0008.3.426	Plug ●●●	1
21	08.6200.4.012	Screw M4 x 12	1
22	08.6700.4.000	Nut M4	2
23	12.0008.3.498	Cylinder ●	1
24	12.0008.3.411	Connector	13
25	12.0008.3.497	Cylinder ●	1
26	12.0008.3.621	Speed Controller	2
27	12.0008.3.518	Ball Joint	1
28	08.6400.5.030	Screw	1
29	08.6100.4.014	Screw M4x14	4
30	24.4045.0.000	Holder	2
31	24.4073.0.000	Cylinder ●	1
32	08.6000.4.045	Screw M4 x 45	2
33	08.6400.4.020	Screw M4 x 20	3
34	24.4072.0.000	Cylinder ●	1
35	24.4071.0.000	Cylinder ●	1
36	08.6000.4.030	Screw M4 x 30	2
37	24.4070.0.000	Cylinder ●	1
38	24.4069.0.000	Cylinder	1
39	24.4046.0.000	Stay Shaft	2
40	08.6400.3.006	Screw M3x6	2
41	24.4068.0.000	Cylinder ●	1
42	08.6700.5.000	Nut M5	4
43	08.6400.5.020	Screw M5 x 20	1
44	08.6400.4.005	Screw M4 x 5	1
45	24.4044.0.000	"C" Bracket	1
46	24.4047.0.000	Cylinder Guide	1
47	24.4059.0.000	Air Tubing 4x0,75 J6A = 700 mm J6A = 700 mm J6B = 800 mm J7A = 330 mm ●●●	1

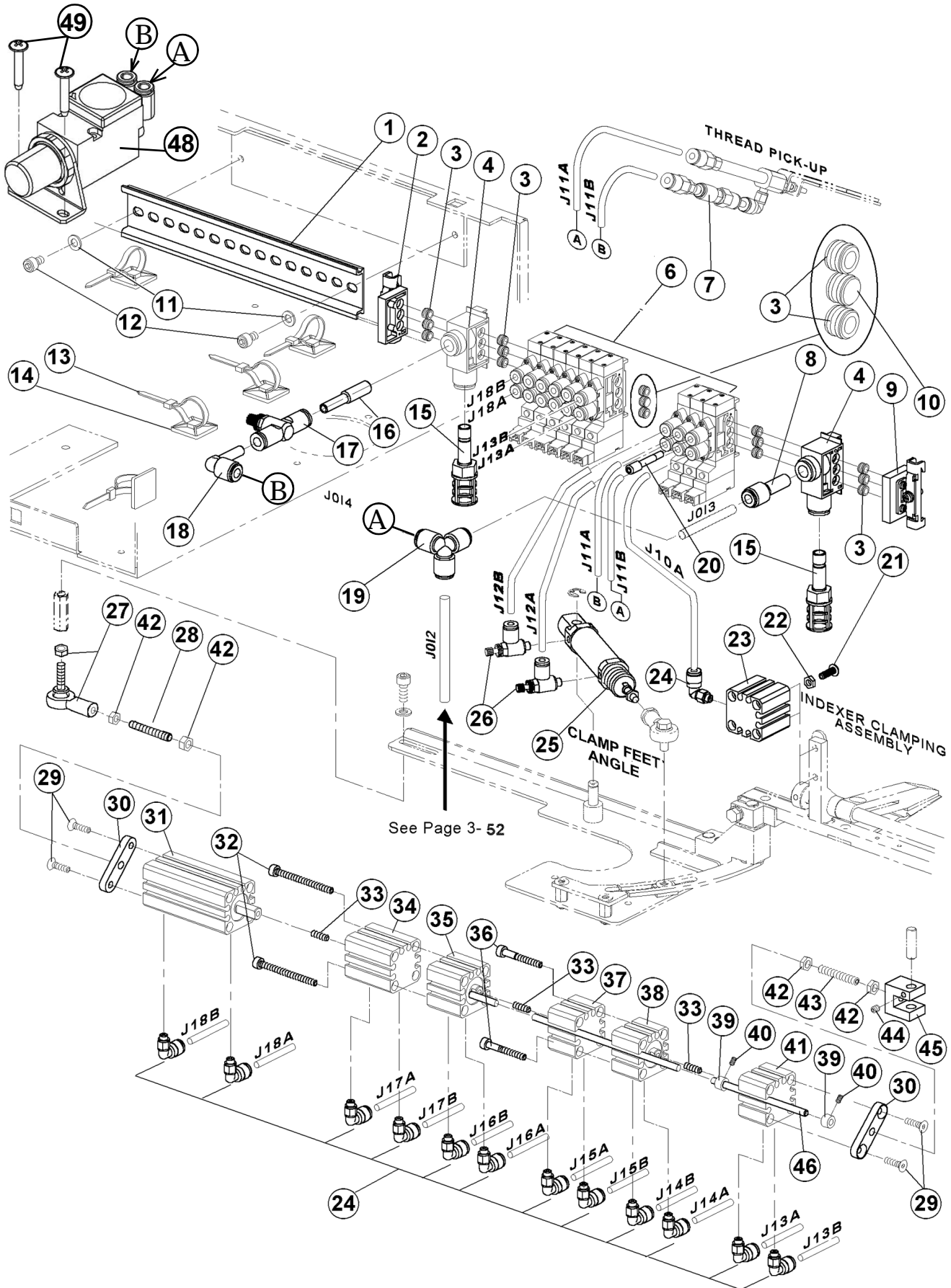
From the library of: Diamond Needle Corp

Revised 03/2006

e-mail: service@amfreece.cz; parts@amfreece.cz; website: www.amfreece.com

Phones: +420 582 309 146 (Service), +420 582 309 286 (Spare Parts); Fax: +420 582 360 606

PNEUMATICS (INDEXER)



From the library of: Diamond Needle Corp

PNEUMATICS (INDEXER)

DET	PART NUMBER	DESCRIPTION	QTY.
47	24.4059.0.000	Air Tubing 4x0,75 J7B = 370 mm ●●● J8A = J8B = J9A = J9B = J10A = J10B = 200 mm J11A = 220 mm J11B = 210 mm J12A = 230 mm J12B = 240 mm J13A = 300 mm J13B = 290 mm Air Tubing 6x1 J0I2 = 1100 mm J0I3 = 100 mm J0I4 = 290 mm / J0I4=200 mm	
48	12.0008.3.751	Regulator	1
49	08.6676.4.025	Screw	2

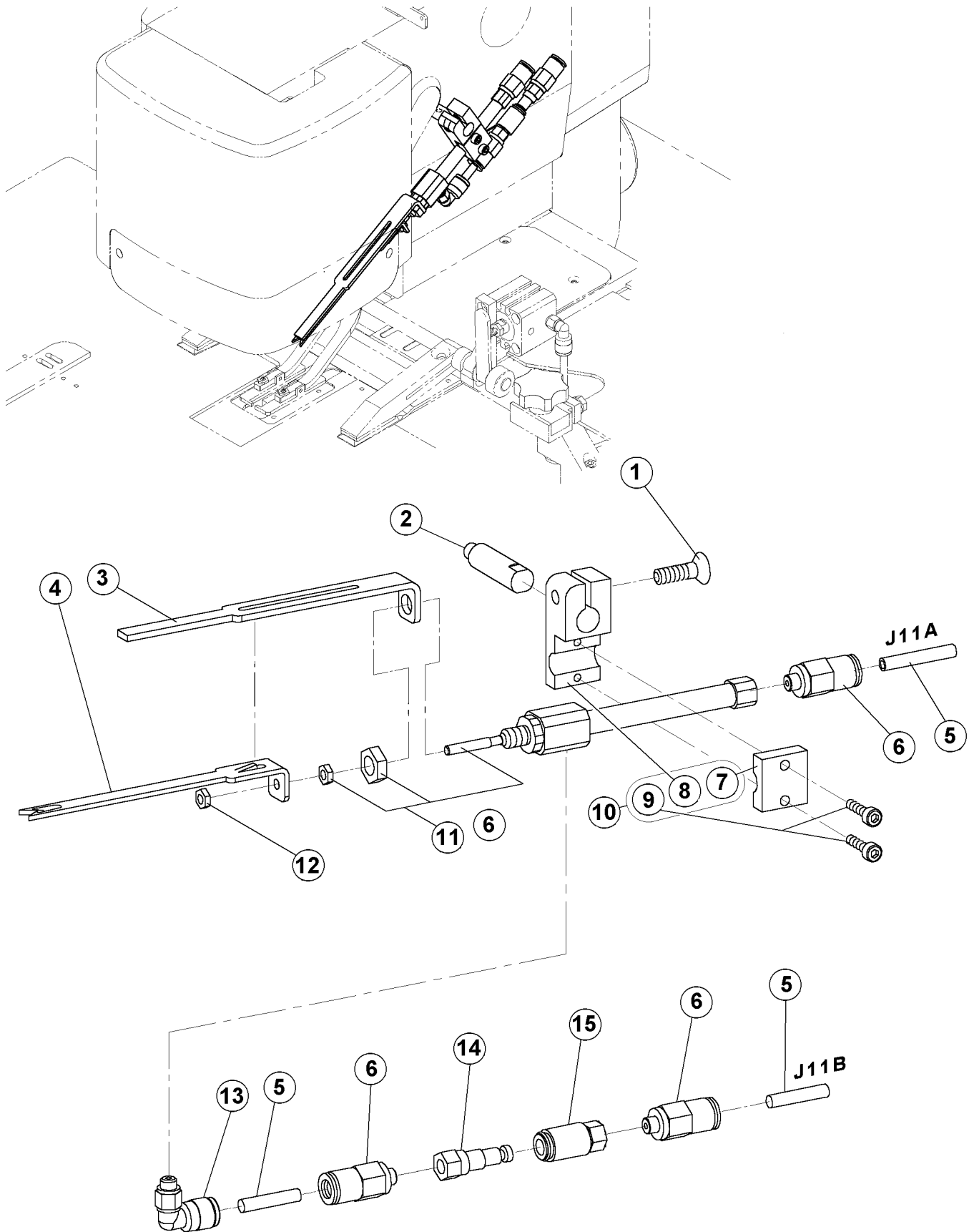
From the library of: Diamond Needle Corp

Revised 03/2006

e-mail: service@amfreece.cz; parts@amfreece.cz; website: www.amfreece.com

Phones: +420 582 309 146 (Service), +420 582 309 286 (Spare Parts); Fax: +420 582 360 606

THREAD PICK-UP



From the library of: Diamond Needle Corp

THREAD PICK-UP

DET	PART NUMBER	DESCRIPTION	QTY.
01	08.6100.5.016	Screw M5x16	1
02	24.4004.0.000	Stud	1
03	24.4003.0.000	Thread Puller Guide	1
04	24.4002.0.000	Thread Puller	1
05	See Page 3-55	Air Tubing ●●●	—
06	12.0008.3.409	Connector ●●●	3
07	24.4001.0.902	Clamp ●	(1)
08	24.4001.0.901	Cylinder Holder ●	(1)
09	08.6002.3.012	Screw M3x12	(2)
10	24.4001.0.050	Cylinder Holder Assembly	1
11	12.0008.3.499	Cylinder	1
12	08.6702.3.000	Nut M3	1
13	12.0008.3.411	Connector ●●●	1
14	12.0008.3.602	Connector ●●	1
15	12.0008.3.601	Connector ●●	1

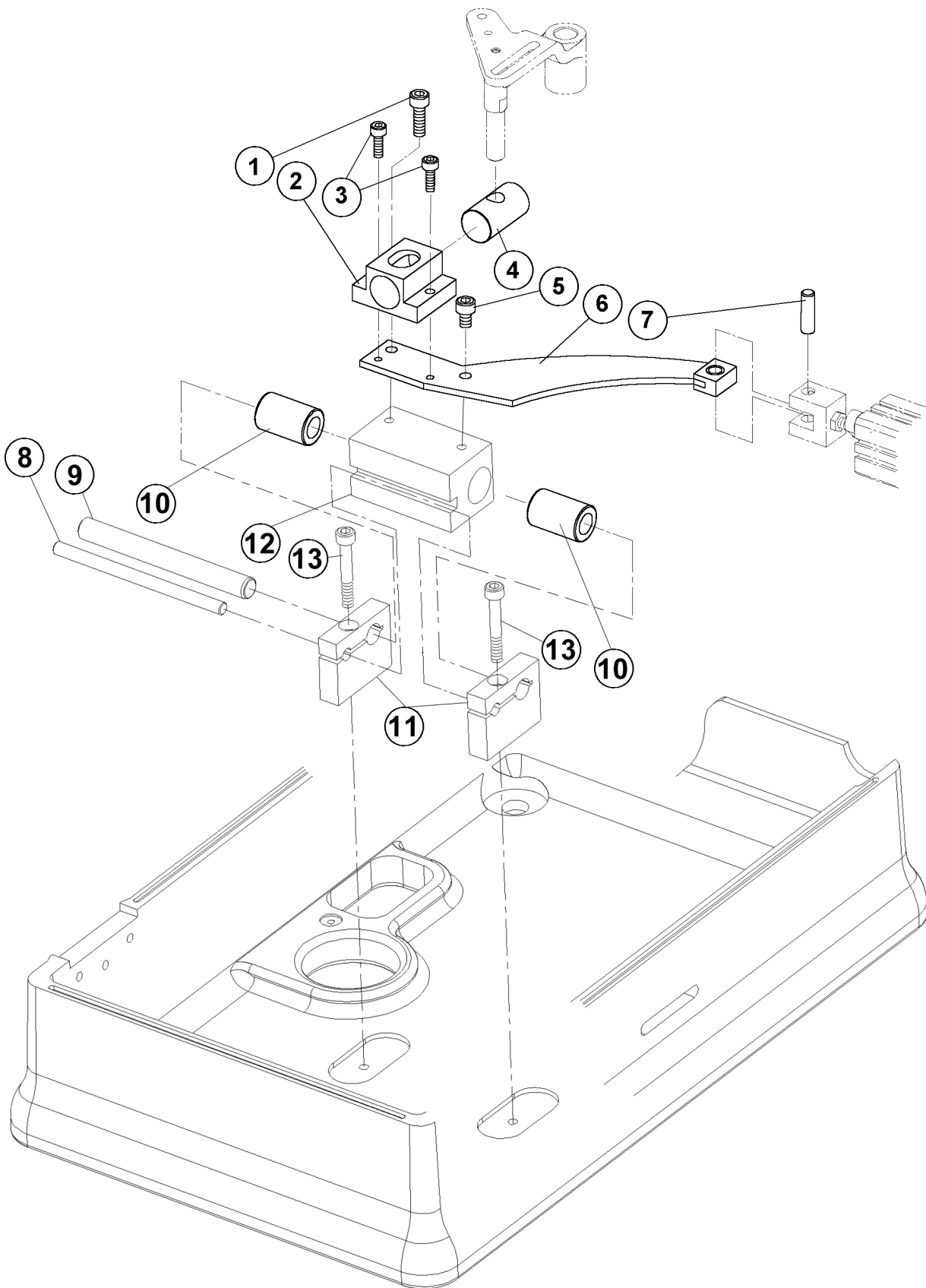
From the library of: Diamond Needle Corp

Revised 03/2006

e-mail: service@amfreece.cz; parts@amfreece.cz; website: www.amfreece.com

Phones: +420 582 309 146 (Service), +420 582 309 286 (Spare Parts); Fax: +420 582 360 606

INDEXER LINEAR GUIDE



From the library of: Diamond Needle Corp

INDEXER LINEAR GUIDE

DET	PART NUMBER	DESCRIPTION	QTY.
01	08.6000.5.016	Screw M5 x 16	1
02	24.4026.0.000	Alumimium Pillow Block ●	1
03	08.6000.4.010	Screw M4 x 10	2
04	24.4027.0.000	Delrin Joint ●●●	1
05	08.6000.5.008	Screw M5 x 8	1
06	24.4025.0.000	Cross Lever	1
07	12.1010.2.013	Pin	1
08	24.4023.0.000	Shaft	1
09	24.4024.0.000	Shaft	1
10	07.0000.0.024	Bearing	2
11	24.4058.0.000	Clamp ●	1
12	24.4057.0.000	Bearing Holder ●	1
13	08.6000.5.035	Screw M5 x 35	2

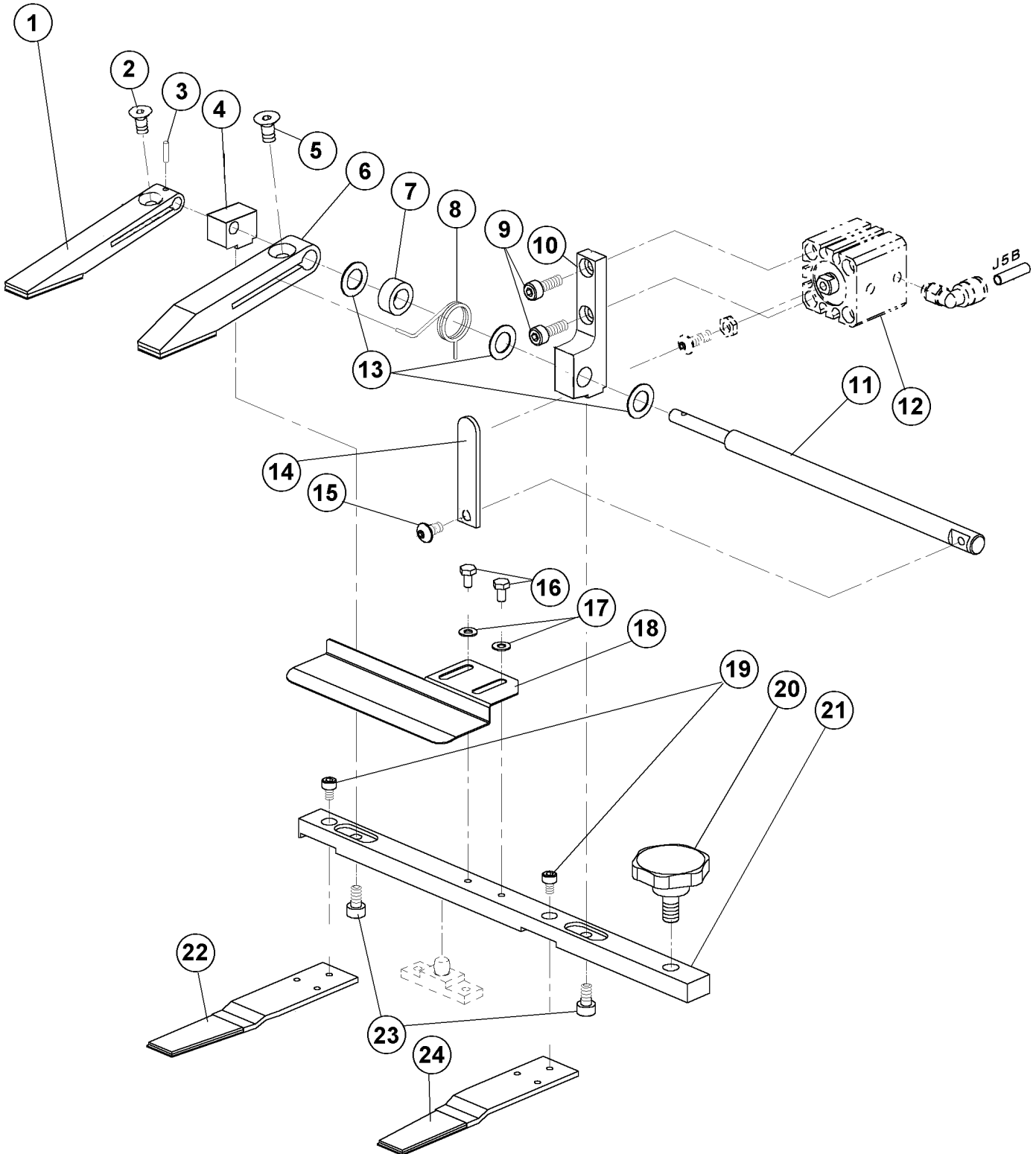
From the library of: Diamond Needle Corp

Revised 03/2006

e-mail: service@amfreece.cz; parts@amfreece.cz; website: www.amfreece.com

Phones: +420 582 309 146 (Service), +420 582 309 286 (Spare Parts); Fax: +420 582 360 606

INDEXER CLAMPING ASSEMBLY



From the library of: Diamond Needle Corp

INDEXER CLAMPING ASSEMBLY

DET	PART NUMBER	DESCRIPTION	QTY.
01	24.4017.0.000	Clamp Foot Left ● ● ● ●	1
02	08.6100.5.008	Screw M5 x 8	1
03	12.1014.0.005	Pin	1
04	24.4016.0.000	Shaft Holder ●	1
05	08.6100.5.012	Screw M5 x 12	1
06	24.4015.0.000	Clamp Foot Right ● ● ● ●	1
07	24.4014.0.000	Bushing ● ● ●	1
08	24.4010.0.000	Spring	1
09	08.6000.4.012	Screw M4 x 12	2
10	24.4013.0.000	Support Bracket ●	1
11	24.4009.0.000	Shaft	1
12	See Page 3-55	Cylinder ● ● ● ●	1
13	08.6887.8.000	Washer	3
14	24.4011.0.000	Clamping Lever	1
15	08.6200.4.008	Screw M4 x 8	1
16	08.6000.3.004	Screw M3 x 4	2
17	08.6850.3.000	Washer M3	2
18	24.4008.0.000	Stop Gage	1
19	08.6000.3.005	Screw M3 x 5	2
20	24.4019.0.000	Screw ● ● ●	1
21	24.4005.0.000	Clamp Rail	1
22	24.4006.0.000	Clamping Mat Left	1
23	08.6000.4.008	Screw M4 x 8	2
24	24.4007.0.000	Clamping Mat Right	1

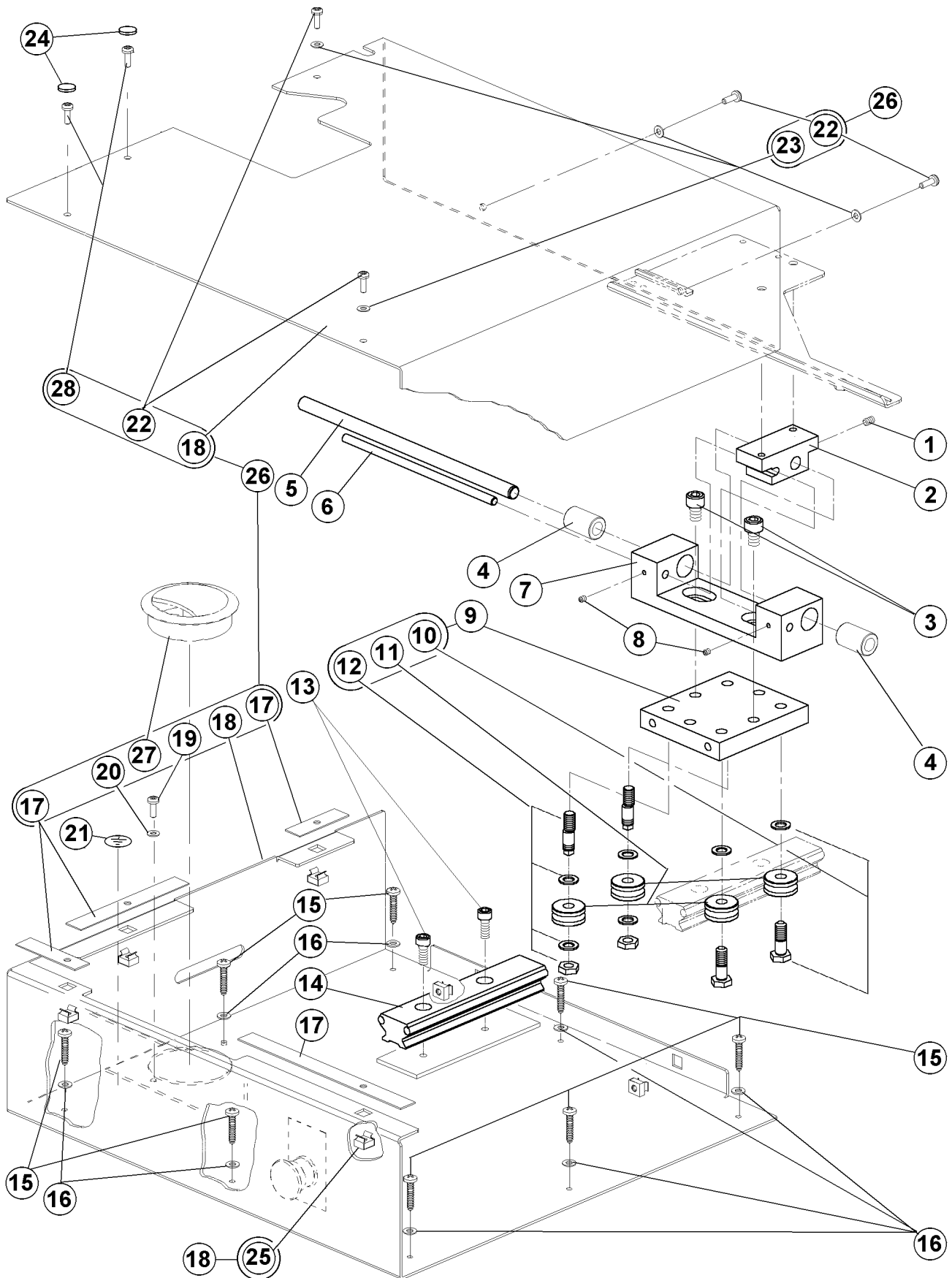
From the library of: Diamond Needle Corp

Revised 03/2006

e-mail: service@amfreece.cz; parts@amfreece.cz; website: www.amfreece.com

Phones: +420 582 309 146 (Service), +420 582 309 286 (Spare Parts); Fax: +420 582 360 606

INDEXER ASSEMBLY



From the library of: Diamond Needle Corp

Revised 03/2006

e-mail: service@amfreece.cz; parts@amfreece.cz; website: www.amfreece.com

Phones: +420 582 309 146 (Service), +420 582 309 286 (Spare Parts); Fax: +420 582 360 606

INDEXER ASSEMBLY

DET	PART NUMBER	DESCRIPTION	QTY.
01	08.6400.5.008	Screw M5 x 8	1
02	24.4042.0.000	Holder ●	1
03	08.6000.8.016	Screw M8 x 16	2
04	07.0000.0.024	Bearing	2
05	24.4041.0.000	Shaft	1
06	24.4040.0.000	Shaft	1
07	24.4039.0.000	Bearing Holder ●	1
08	08.6400.4.005	Screw M4 x 5	2
09	12.2070.0.009	Plate Assembly ●	1
10	12.2070.0.007	Screw Assembly	(2)
11	12.2070.0.005	Roll	(4)
12	12.2070.0.006	Screw Assembly	(2)
13	08.6000.6.016	Screw M6 x 16	2
14	12.2070.0.008	Guide Assembly ● ● ● ●	1
15	08.6663.5.025	Screw	8
16	08.6842.5.000	Washer M5	8
17	24.4051.0.000	Rubber Washer Set ● ● ●	(1)
18	24.4048.0.000	Indexer Covers	(1)
19	08.6032.4.008	Screw M4 x 8	(1)
20	08.6832.4.000	Washer Serrated M4	(1)
21	12.0008.4.052	Label (Ground)	1
22	08.6032.4.012	Screw M4 x 12	(4)
23	08.6845.4.000	Washer M4	(4)
24	24.4049.0.000	Washer ● ● ●	2
25	12.0008.6.213	Nut	(6)
26	24.4048.0.050	Box Indexer Assembly	1
27	12.0008.4.631	Hole Insulator ● ● ●	(1)
28	08.6100.4.012	Screw M4 x 12	(2)

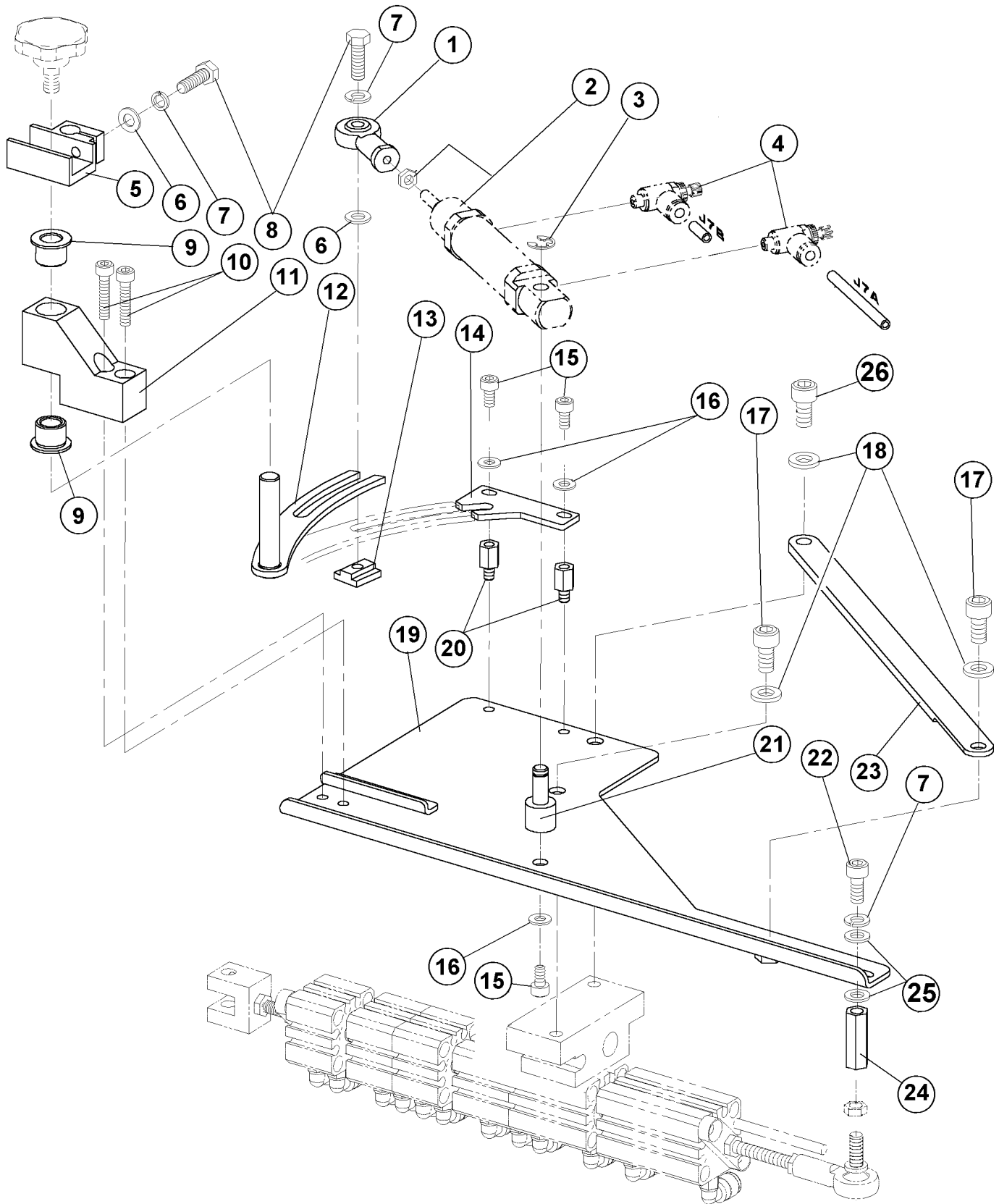
From the library of: Diamond Needle Corp

Revised 03/2006

e-mail: service@amfreece.cz; parts@amfreece.cz; website: www.amfreece.com

Phones: +420 582 309 146 (Service), +420 582 309 286 (Spare Parts); Fax: +420 582 360 606

CLAMP FEET ANGLE



From the library of: Diamond Needle Corp

Revised 03/2006

e-mail: service@amfreece.cz; parts@amfreece.cz; website: www.amfreece.com

Phones: +420 582 309 146 (Service), +420 582 309 286 (Spare Parts); Fax: +420 582 360 606

CLAMP FEET ANGLE

DET	PART NUMBER	DESCRIPTION	QTY.
01	12.0008.3.496	Rod End ●●	1
02	See Page 3-55	Cylinder	—
03	12.1045.0.011	Locking Ring	1
04	See Page 3-55	Speed Control ●●●	—
05	24.4029.0.000	Mounting Clamp	1
06	08.6850.5.000	Washer M5	2
07	08.6800.5.000	Washer Lock M5	3
08	17.0014.1.226	Screw	2
09	24.4030.0.000	Bearing	2
10	08.6000.4.020	Screw M4 x 20	2
11	24.4031.0.000	Mounting Bracket	1
12	24.4032.0.000	Stud ●	1
13	24.4034.0.000	Nut	1
14	24.4056.0.000	Locking Lever	1
15	08.6000.4.008	Screw M4 x 8	3
16	08.6850.4.000	Washer M4	3
17	08.6000.6.012	Screw M6 x 12	2
18	08.6850.6.000	Washer M6	3
19	24.4036.0.000	Support plate	1
20	12.0008.4.848	Stud	2
21	24.4037.0.000	Stud	1
22	08.6000.5.012	Screw M5 x 12	1
23	24.4043.0.000	Brace	1
24	12.0008.6.518	Distance Nut	1
25	24.0166.0.000	Washer M5	2
26	08.6000.6.016	Screw M6 x 16	1

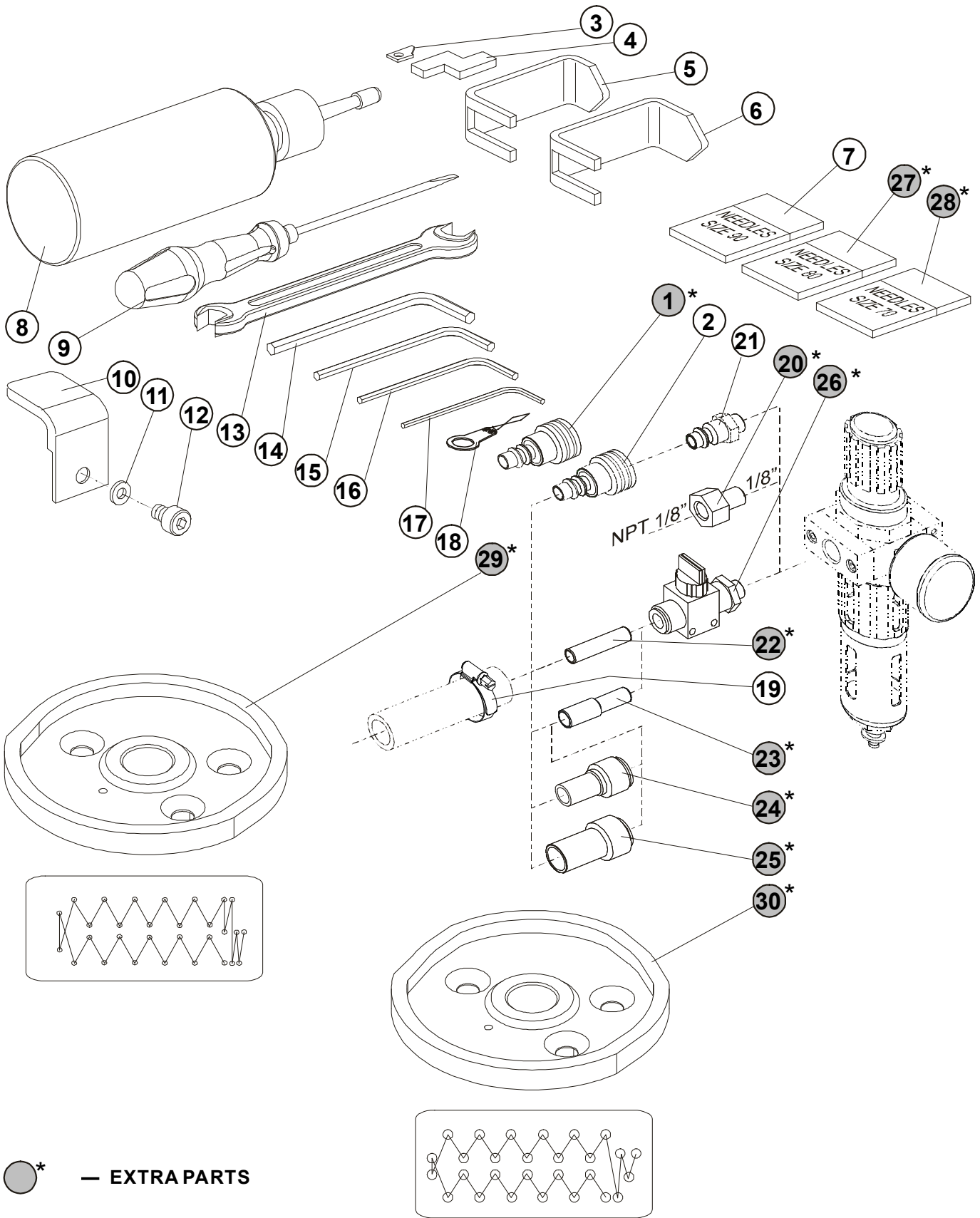
From the library of: Diamond Needle Corp

Revised 03/2006

e-mail: service@amfreece.cz; parts@amfreece.cz; website: www.amfreece.com

Phones: +420 582 309 146 (Service), +420 582 309 286 (Spare Parts); Fax: +420 582 360 606

ACCESSORIES



●* — EXTRA PARTS

From the library of: Diamond Needle Corp

ACCESSORIES

DET	PART NUMBER	DESCRIPTION	QTY.
01*	12.0008.3.607	Connector Dia 8	1*
02	12.0008.3.608	Connector Dia 10	1
03	20.0094.0.000	Trimmer Knife	1
04	22.0209.0.000	Looper Gauge	1
05	24.0030.0.000	Main Shaft Pulley Bracket	1
06	24.0024.0.000	Needle Bar Shaft Pulley Bracket	1
07	02.0750.2.110	Needles, Size 90	10
08	05.1322.0.000	Oiler ●●●	1
09	12.0008.6.001	Screwdriver	1
10	22.0213.0.000	Bracket	1
11	08.6850.4.000	M4 Washer	1
12	08.6000.4.005	M4 x 5 Screw	1
13	12.0008.6.109	Wrench	1
14	12.0008.6.102	Allen Key Wrench 4	1
15	12.0008.6.101	Allen Key Wrench 3	1
16	12.0008.6.112	Allen Key Wrench 2-1/2	1
17	12.0008.6.100	Allen Key Wrench 2	1
18	12.0008.6.105	Needle Threader	1
19	12.0008.3.251	Air Tubing Clamp	1
20*	12.0008.3.081	Pneumatic Adapter (1/8" / NPT 1/8")	1
21	See page 3-53	Connector	—
22*	12.0008.3.464	Connector	—
23*	12.0008.3.466	Connector	—
24*	12.0008.3.467	Connector	—
25*	12.0008.3.465	Connector	—
26*	12.0008.3.463	Handvalve	—
27*	02.0750.2.100	Needle, Size 80	—
28*	02.0750.2.109	Needle, Size 70	—
29*	24.3079.0.000	Main Cam ISBH - Type II.	—

From the library of: Diamond Needle Corp

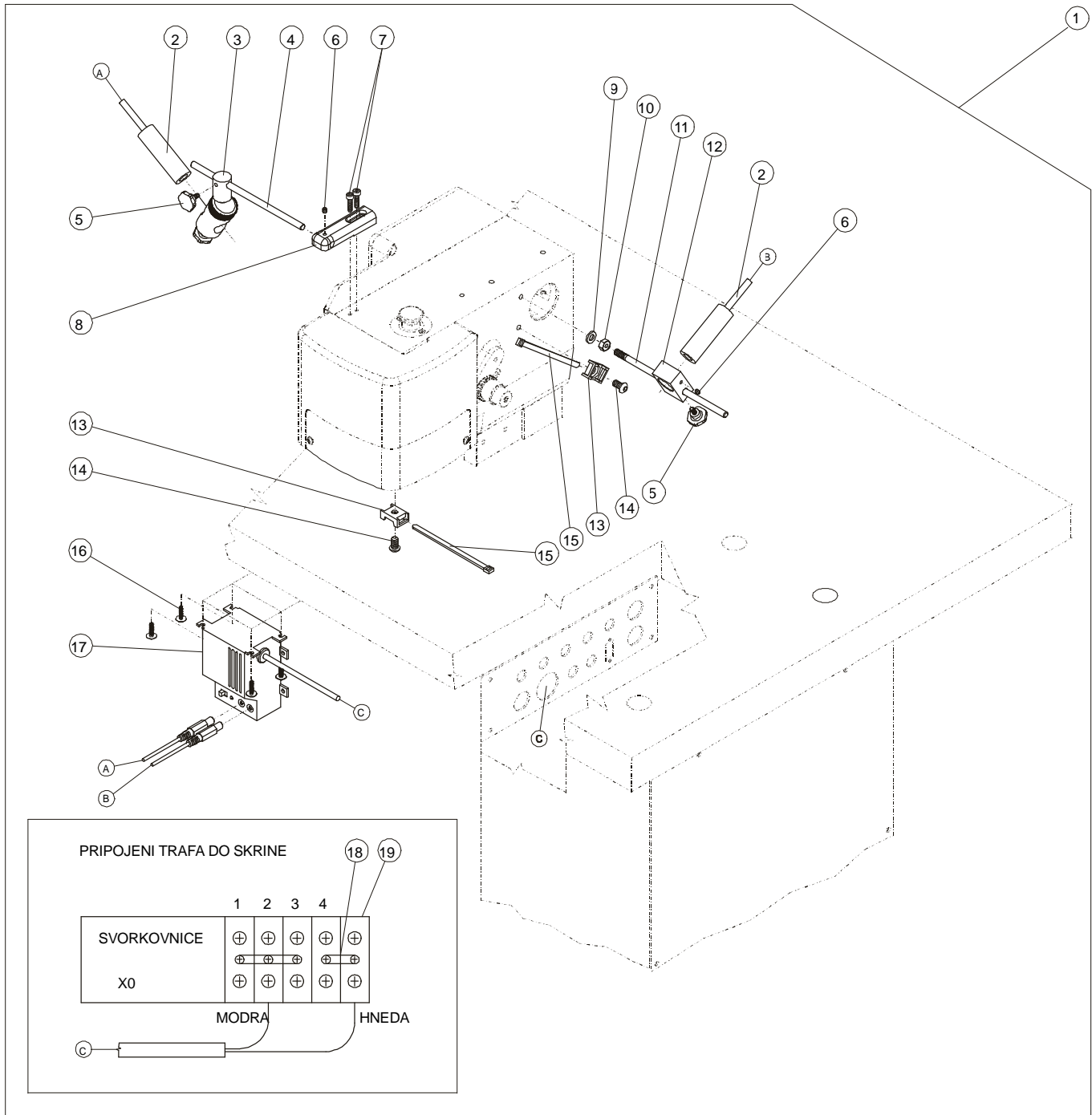
* — Extra Parts

Revised 03/2006

e-mail: service@amfreece.cz; parts@amfreece.cz; website: www.amfreece.com

Phones: +420 582 309 146 (Service), +420 582 309 286 (Spare Parts); Fax: +420 582 360 606

ACCESSORIES EXTRA PART



From the library of: Diamond Needle Corp

ACCESSORIES EXTRA PART

DET	PART NUMBER	DESCRIPTION	QTY.
01	03.5519.0.022	Laser Light Kit	
02	12.0010.4.049	Laser 65 Old Line Red	2
03	12.0010.4.051	Bracket 34 Balljoint	1
04	24.3084.0.000	Led Holder Left	1
05	12.0008.6.982	Screw Plastic M4-8	2
06	08.6400.4.004	Screw M4-4 Din 916	2
07	08.6000.4.014	Screw M-14 Din 912	2
08	24.3082.0.000	Led Bracket	1
09	08.6852.6.000	Washer 6,4	1
10	08.6702.6.000	Nut M6	1
11	24.3083.0.000	Led Holder Right	1
12	24.3086.0.000	Laser Holder	1
13	12.0010.4.052	Cable Tie Clamp HC-2	2
14	08.6202.6.012	Screw M6-12	2
15	12.0008.4.072	Cable Tie 130mm (120)	5
16	08.6676.3.020	Vrut 3,5-20 BN 8702	4
17	24.0069.9.047	Power 2 Lasers	1
18	12.0008.4.661	Bridge 2RSA 1,5A	1
19	12.0008.4.657	Terminal RSA 1,5A	1

From the library of: Diamond Needle Corp

Revised 03/2006

e-mail: service@amfreece.cz; parts@amfreece.cz; website: www.amfreece.com

Phones: +420 582 309 146 (Service), +420 582 309 286 (Spare Parts); Fax: +420 582 360 606

RECOMMENDED SPARE PARTS

No.	Part Number	Parts Description
01	07.6321.0.025	BRG,BALL CAM F.(INA)#LR605NPPU
02	20.0093.0.000	HOOK TRIMMER
03	20.0094.0.000	TRIMMER KNIFE
04	20.0111.0.000	LOOPER*FIRST
05	20.0112.0.000	LOOPER*SECOND
06	22.2657.0.000	RIGHT SHIFTER ARM SPRING
07	22.2653.0.000	LEFT SHIFTER ARM SPRING
08	23.2356.2.052	USA-KNIFE -1/2/13M
09	23.2356.2.054	USA-KNIFE 5/8/16MM
10	23.2356.2.055	USA-KNIFE -3/4/19M
11	22.0353.0.000	DOUBLE GEAR
12	22.0313.0.000	FEED BRAKE PAD
13	08.6400.3.005	SCREW,H.S.SET,CUP,BLK
14	07.6440.0.018	SPRING, COMP.(LEE)
15	20.0092.0.004	TRIMMER ACTUATOR
16	01.2386.0.000	HEX SCREW 3/16-36 x.5
17	20.0093.2.004	HOOK-TRIMMER
18	23.2106.0.000	JIS FIRST LOOPER HOLDER
19	23.2107.0.000	SECOND LOOPER HOLDER
20	22.0520.0.000	NEEDLE BAR CLAMP
21	22.0530.0.000	NEEDLE BAR CONNECTING LINK
22	24.3077.0.000	MAIN CAM,ISBHM MAIN CAM-ISBH
23	07.6440.0.028	SPRING (LEE) #LC-040C-01
24	22.2626.0.000	DRIVE DISK SWITCH SPRING

Revised 03/2006

e-mail: service@amfreece.cz; parts@amfreece.cz; website: www.amfreece.com

Phones: +420 582 309 146 (Service), +420 582 309 286 (Spare Parts); Fax: +420 582 360 606

INDEX

PART NUMBER	PAGE	DET	QTY	PART NUMBER	PAGE	DET	QTY	PART NUMBER	PAGE	DET	QTY
00.2751.3.602				07.0000.0.024				08.6000.4.006			
00.2751.3.602	3-37	59	1	07.0000.0.024	3-61	10	2	08.6000.4.006	3-37	3	(2)
00.2751.3.602	3-41	56	1	07.0000.0.024	3-65	04	2	08.6000.4.006	3-41	3	(2)
00.2751.3.602	3-45	59	1	07.6045.0.009	3-11	19	2	08.6000.4.006	3-45	03*	(2)
				07.6045.0.034	3-11	30	1	08.6032.4.010	3-45	03**	(4)
01.1382.0.000				07.6045.0.037	3-11	16	2	08.6000.4.008	3-63	23	2
01.1382.0.000	3-15	06	1	07.6045.0.037	3-25	09	1	08.6000.4.008	3-67	15	3
01.1397.0.000	3-15	11	4	07.6045.0.042	3-7	09	1	08.6000.4.010	3-9	01	2
01.2084.0.000	3-5	10	1	07.6045.0.042	3-21	04	1	08.6000.4.010	3-21	07	1
01.2193.0.000	3-3	02	1	07.6045.0.046	3-5	01	2	08.6000.4.010	3-61	03	2
01.2376.0.000	3-5	17	4	07.6045.0.053	3-25	21	1	08.6000.4.012	3-7	07	1
01.2386.0.000	3-7	03	1	07.6045.0.054	3-27	11	1	08.6000.4.012	3-63	09	2
01.6551.0.000	3-3	07	1	07.6321.0.001	3-23	11	1	08.6000.4.014	3-11	45	2
01.6551.0.000	3-21	17	1	07.6321.0.025	3-11	50	2	08.6000.4.014	3-15	25	2
01.7447.1.000	3-3	05	1	07.6321.0.025	3-19	16	2	08.6000.4.014	3-19	08	2
01.7447.1.000	3-21	15	1	07.6321.0.029	3-19	13	(2)	08.6000.4.016	3-9	03	4
01.7804.0.000	3-3	18	1	07.6321.0.030	3-11	61	(1)	08.6000.4.016	3-21	10	6
01.7805.0.000	3-3	23	1	07.6440.0.018	3-11	41	2	08.6000.4.020	3-67	10	2
01.7805.0.000	3-27	37	2	07.6440.0.028	3-11	23	2	08.6000.4.025	3-11	32	2
01.7806.0.000	3-25	18	2	07.6440.0.028	3-19	18	2	08.6000.4.030	3-55	36	2
01.7809.0.000	3-3	17	1	07.6440.0.032	3-9	10	1	08.6000.4.045	3-55	32	2
				07.6440.0.033	3-11	08	2	08.6000.4.070	3-29	07	4
				07.6440.0.036	3-15	21	3				
02.0750.2.100				07.6440.0.037	3-23	04	2	08.6000.5.008			
02.0750.2.100	3-69	27*	—	07.6440.0.040	3-9	16	1	08.6000.5.008	3-49	19*	(1)*
02.0750.2.109	3-69	28*	—	07.6440.0.041	3-11	11	1	08.6000.5.008	3-55	12	2
02.0750.2.110	3-3	32	1	07.6440.0.045	3-23	27	1	08.6000.5.008	3-61	05	1
02.0750.2.110	3-69	07	10	07.6440.0.050	3-11	18	1	08.6000.5.012	3-5	07	1
03.5524.0.009	3-37	01	1	07.6440.0.051	3-25	10	1	08.6000.5.012	3-67	22	1
03.5524.0.009	3-41	01	1					08.6000.5.016	3-3	37	1
03.5524.0.009	3-45	01*	1	08.6000.3.004				08.6000.5.016	3-21	03	1
03.5524.0.014	3-45	01**	1	08.6000.3.004	3-63	16	2	08.6000.5.016	3-25	03	8
				08.6000.3.005	3-63	19	2	08.6000.5.016	3-27	26	3
04.1416.0.003				08.6000.3.006	3-21	29	1	08.6000.5.016	3-61	01	1
04.1416.0.003	3-33	09	(1)	08.6000.3.006	3-27	15	1	08.6000.5.020	3-11	15	2
04.1416.0.003	3-35	10	(1)	08.6000.3.006	3-31	11	1	08.6000.5.022	3-5	05	4
04.9000.0.125	3-35	38	(1)	08.6000.3.010	3-11	38	1	08.6000.5.035	3-61	13	2
04.9000.0.225	3-35	37	(1)	08.6000.3.010	3-15	17	1				
04.9000.0.345	3-35	47	((1))	08.6000.3.010	3-19	06	1	08.6000.6.008			
04.9000.2.123	3-33	15	1	08.6000.3.016	3-29	09	4	08.6000.6.008	3-5	30	2
04.9024.0.001	3-35	01	1	08.6000.3.040	3-29	08	1	08.6000.6.012	3-67	17	2
04.9024.0.002	3-35	21	(1)					08.6000.6.016	3-3	22	2
04.9024.0.361	3-35	18	(1)	08.6000.4.005				08.6000.6.016	3-27	31	2
04.9024.0.500	3-41	51	1	08.6000.4.005	3-9	05	4	08.6000.6.016	3-65	13	2
04.9024.0.650	3-41	43	1	08.6000.4.005	3-11	58	2	08.6000.6.016	3-67	26	1
04.9024.0.651	3-45	43	1	08.6000.4.005	3-25	20***	1	08.6000.6.025	3-19	01	1
04.9024.0.900	3-35	09	(1)	08.6000.4.005	3-69	12	1	08.6000.6.025	3-25	29	2
05.1322.0.000	3-69	08	1	08.6000.4.006	3-27	20	1	08.6000.6.030	3-3	15	(1)
05.1394.0.000	3-27	05	1	08.6000.4.006	3-29	15	2	08.6000.8.016	3-65	03	2
				08.6000.4.006	3-31	04	2	08.6000.8.025	3-25	07	2

From the library of: Diamond Needle Corp

Revised 03/2006

e-mail: service@amfreece.cz; parts@amfreece.cz; website: www.amfreece.com

Phones: +420 582 309 146 (Service), +420 582 309 286 (Spare Parts); Fax: +420 582 360 606

INDEX

PART NUMBER	PAGE	DET	QTY	PART NUMBER	PAGE	DET	QTY	PART NUMBER	PAGE	DET	QTY
08.6000.8.040				08.6200.4.008				08.6400.5.010			
08.6000.8.040	3-25	12	2	08.6200.4.008	3-63	15	1	08.6400.5.010	3-27	13	2
08.6002.3.012	3-59	09	(2)	08.6200.6.010	3-45	71**	(2)	08.6400.5.020	3-55	43	1
08.6012.4.010	3-17	11	1	08.6200.4.012	3-55	21	1	08.6400.5.030	3-55	28	1
08.6012.4.010	3-35	23	((1))	08.6200.4.016	3-21	22	2	08.6400.5.305	3-11	13	4
08.6032.4.008	3-65	19	(1)	08.6200.5.008	3-25	05	1	08.6400.5.305	3-27	33	6
08.6032.4.010	3-37	52	(6)	08.6200.5.012	3-17	03	6	08.6532.8.055	3-33	19	(4)
08.6032.4.010	3-41	52	(6)	08.6200.5.014	3-17	07*	1*	08.6652.3.016	3-33	24	(2)
08.6032.4.010	3-45	52	(6)	08.6200.5.020	3-17	14	1	08.6652.3.016	3-35	14	(2)
08.6032.4.012	3-53	01	2	08.6200.6.012	3-37	6	(2)	08.6662.3.006	3-45	67**	(3)
08.6032.4.012	3-65	22	(4)	08.6200.6.012	3-41	6	(2)	08.6662.4.010	3-45	72**	(3)
				08.6200.6.012	3-45	06*	(2)	08.6663.5.025	3-33	13	10
				08.6200.6.025	3-3	31	1	08.6663.5.025	3-35	20	(11)
08.6100.3.008								08.6663.5.025	3-65	15	8
08.6100.3.008	3-19	05	2	08.6312.0.020				08.6676.3.020	3-35	08	(17)
08.6100.3.008	3-27	21	1	08.6312.0.020	3-35	27	((12))	08.6683.4.007	3-49	15	1
08.6100.3.016	3-25	37**	1	08.6312.6.020	3-35	33	((1))	08.6683.4.007	3-53	16	3
08.6100.3.030	3-11	01	2	08.6312.8.020	3-35	40	((4)+(4)+(4))				
08.6100.4.006	3-5	13*	2*	08.6312.8.020	3-49	5	(2)	08.6700.3.000			
08.6100.4.006	3-9	21	3	08.6312.8.025	3-35	26	((4))	08.6700.3.000	3-25	38**	1
08.6100.4.006	3-27	08	2					08.6700.4.000	3-5	22	1
08.6100.4.010	3-37	36	4	08.6400.3.004				08.6700.4.000	3-7	11	1
08.6100.4.010	3-41	36	4	08.6400.3.004	3-27	23	1	08.6700.4.000	3-55	22	2
08.6100.4.010	3-45	36	4	08.6400.3.005	3-3	12	4	08.6700.5.000	3-17	09	1
08.6100.4.012	3-23	15	1	08.6400.3.006	3-5	27	2	08.6700.5.000	3-19	24	2
08.6100.4.012	3-49	8	(4)	08.6400.3.006	3-55	40	2	08.6700.5.000	3-23	19	1
08.6100.4.012	3-65	28	(2)					08.6700.5.000	3-25	34	3
08.6100.4.014	3-37	49	1	08.6400.4.004				08.6700.5.000	3-55	42	4
08.6100.4.014	3-41	49	1	08.6400.4.004	3-3	21	2 (2)	08.6700.6.000	3-35	45	(3)
08.6100.4.014	3-45	49	8	08.6400.4.004	3-5	08	2	08.6700.6.000	3-35	46	(1)
08.6100.4.014	3-55	29	4	08.6400.4.004	3-15	01	2	08.6700.8.000	3-11	57	1
08.6100.5.008	3-63	02	1	08.6400.4.004	3-19	27	1	08.6700.8.000	3-15	33	1
08.6100.5.010	3-23	09	1	08.6400.4.004	3-21	26	1	08.6700.8.000	3-33	02	(4)
08.6100.5.012	3-5	14	2	08.6400.4.004	3-19	27	1	08.6700.8.000	3-35	02	(8)
08.6100.5.012	3-17	02	5	08.6400.4.005	3-9	22	1	08.6702.3.000	3-59	12	1
08.6100.5.012	3-17	02*	2*	08.6400.4.005	3-11	28	6	08.6702.4.000	3-37	4	8
08.6100.5.012	3-63	05	1	08.6400.4.005	3-19	20	1	08.6702.4.000	3-41	4	8
08.6100.5.016	3-29	01	7	08.6400.4.005	3-55	44	1	08.6702.4.000	3-45	4	8
08.6100.5.016	3-59	01	1	08.6400.4.005	3-65	08	2	08.6702.4.000	3-53	06	2
08.6100.5.020	3-15	04	2	08.6400.4.012	3-5	21	1	08.6702.4.000	3-33	21	(4)
08.6100.5.020	3-17	07	1	08.6400.4.020	3-55	33	3	08.6702.8.000	3-33	21	(4)
08.6100.5.020	3-25	26	3					08.6702.8.000	3-35	42	(4)
08.6100.6.035	3-27	17	1	08.6400.5.005				08.6702.8.000	3-49	10	(2)
08.6102.3.008	3-37	17	2	08.6400.5.005	3-3	04	1	08.6702.8.000	3-51	5	8
08.6102.3.008	3-41	17	2	08.6400.5.005	3-11	33	1	08.6710.3.000	3-5	26	2
08.6102.3.008	3-45	17	2	08.6400.5.005	3-25	27	2	08.6710.5.000	3-11	52	2
08.6120.3.008	3-27	03	7	08.6400.5.005	3-27	12	2	08.6710.5.000	3-15	23	2
				08.6400.5.008	3-5	18	1	08.6710.6.000	3-21	01	1
08.6200.4.006				08.6400.5.008	3-25	28	2	08.6733.3.000	3-11	24	2
08.6200.4.006	3-53	18	2	08.6400.5.008	3-25	28	2	08.6742.8.000	3-33	11	(4)
08.6200.4.008	3-29	17	2	08.6400.5.010	3-25	17	1	08.6752.8.000	3-33	22	(4)

Revised 03/2006

e-mail: service@amfreece.cz; parts@amfreece.cz; website: www.amfreece.com

Phones: +420 582 309 146 (Service), +420 582 309 286 (Spare Parts); Fax: +420 582 360 606

INDEX

PART NUMBER	PAGE	DET	QTY	PART NUMBER	PAGE	DET	QTY	PART NUMBER	PAGE	DET	QTY
08.6800.4.000				08.6852.8.000				12.0008.3.486			
08.6800.4.000	3-11	43	2	08.6852.8.000	3-35	17	(4)+(4)+(4)	12.0008.3.486	3-55	19	1
08.6800.4.000	3-15	26	2	08.6852.8.000	3-49	6	(4)	12.0008.3.487	3-55	16	1
08.6800.4.000	3-21	19	2	08.6882.0.000	3-35	28	((12))	12.0008.3.488	3-55	17	1
08.6800.5.000	3-67	07	3	08.6887.5.000	3-9	17	1	12.0008.3.489	3-55	18	1
08.6802.4.000	3-37	40	4	08.6887.8.000	3-63	13	3	12.0008.3.496	3-67	01	1
08.6802.4.000	3-41	40	4					12.0008.3.497	3-55	25	1
08.6802.4.000	3-45	40	8	12.0008.3.023				12.0008.3.498	3-55	23	1
08.6802.6.000	3-35	32	((1))	12.0008.3.023	3-25	13	1	12.0008.3.499	3-59	11	1
08.6802.8.000	3-35	16	(4)+(4)	12.0008.3.023	3-31	14	1	12.0008.3.518	3-55	27	1
08.6802.8.000	3-49	9	(2)	12.0008.3.023	3-33	18	(1)	12.0008.3.601	3-59	15	1
08.6832.0.000	3-35	29	((8+2+2))	12.0008.3.023	3-35	12	(1)	12.0008.3.602	3-59	14	1
08.6832.4.000	3-17	12	1	12.0008.3.023	3-53	12	4	12.0008.3.605	3-53	19	1
08.6832.4.000	3-35	25	((1))	12.0008.3.023	3-55	13	7	12.0008.3.606	3-53	22	1
08.6832.4.000	3-65	20	(1)	12.0008.3.081	3-69	20*	1	12.0008.3.607	3-69	01*	1*
08.6832.6.000	3-35	30	((1))	12.0008.3.251	3-69	19	1	12.0008.3.608	3-69	02	1
08.6832.6.000	3-37	7	(2)	12.0008.3.409	3-53	28	2	12.0008.3.621	3-55	26	2
08.6832.6.000	3-41	7	(2)	12.0008.3.409	3-59	06	3	12.0008.3.623	3-53	24	1
08.6832.6.000	3-45	07*	(2)	12.0008.3.411	3-53	29	4	12.0008.3.624	3-49	17	1
08.6832.8.000	3-35	39	((2)+(2))	12.0008.3.411	3-55	24	13	12.0008.3.658	3-53	04	1
08.6842.5.000	3-65	16	8	12.0008.3.411	3-59	13	1	12.0008.3.659	3-53	03	1
08.6842.5.000	3-67	25	2	12.0008.3.412	3-53	30	1	12.0008.3.660	3-55	01	1
08.6845.4.000	3-65	23	(4)	12.0008.3.413	3-53	25	1	12.0008.3.661	3-53	20	1
08.6850.3.000	3-21	27	1	12.0008.3.414	3-53	26	1				
08.6850.3.000	3-63	17	2	12.0008.3.418	3-53	17	1	12.0008.4.043			
08.6850.4.000	3-7	13	1	12.0008.3.420	3-53	07	1	12.0008.4.043	3-51	6	1
08.6850.4.000	3-21	18	2	12.0008.3.426	3-55	20	1	12.0008.4.052	3-17	10	1
08.6850.4.000	3-27	19	1	12.0008.3.430	3-53	23	1	12.0008.4.052	3-35	22	((1))
08.6850.4.000	3-67	16	3	12.0008.3.433	3-53	27	1	12.0008.4.052	3-65	21	1
08.6850.4.000	3-69	11	1	12.0008.3.437	3-53	34*	1	12.0008.4.058	3-33	23	(1)
08.6850.5.000	3-23	20	1	12.0008.3.463	3-69	26*	—	12.0008.4.058	3-35	13	(1)
08.6850.5.000	3-25	02	7	12.0008.3.464	3-69	22*	—	12.0008.4.058	3-49	11	(2)
08.6850.5.000	3-27	25	2	12.0008.3.465	3-69	25*	—	12.0008.4.058	3-53	11	4
08.6850.5.000	3-29	04	4	12.0008.3.466	3-69	23*	—	12.0008.4.058	3-55	14	5
08.6850.5.000	3-55	11	2	12.0008.3.467	3-69	24*	—	12.0008.4.072	3-49	12	(2)
08.6850.5.000	3-67	06	2	12.0008.3.476	3-53	15	1	12.0008.4.155	3-37	58	1
08.6850.6.000	3-9	11	1	12.0008.3.476	3-55	09	1	12.0008.4.155	3-41	55	1
08.6850.6.000	3-25	30	2	12.0008.3.477	3-53	14	18	12.0008.4.155	3-45	58	1
08.6850.6.000	3-67	18	3	12.0008.3.477	3-55	03	35	12.0008.4.197	3-17	08	2
08.6850.8.000	3-11	56	1	12.0008.3.478	3-53	21	1	12.0008.4.204	3-49	2	(1)
08.6850.8.000	3-15	32	1	12.0008.3.478	3-55	02	1	12.0008.4.207	3-37	37	7
08.6852.4.000	3-35	24	((1))	12.0008.3.479	3-53	09	1	12.0008.4.207	3-41	37	7
08.6852.4.000	3-37	41	4	12.0008.3.479	3-55	04	2	12.0008.4.207	3-45	37	5
08.6852.4.000	3-41	41	4	12.0008.3.480	3-55	10	1	12.0008.4.214	3-49	16	(1)
08.6852.4.000	3-45	41	8	12.0008.3.482	3-53	13	4	12.0008.4.215	3-41	22	4
08.6852.4.000	3-49	14	1	12.0008.3.482	3-55	06	9	12.0008.4.216	3-33	26*	(1)
08.6852.4.000	3-53	05	2	12.0008.3.483	3-49	20**	1**	12.0008.4.216	3-45	65**	1
08.6852.5.000	3-35	19	(11)	12.0008.3.484	3-53	08	1	12.0008.4.231	3-37	39	3
08.6852.6.000	3-35	31	((1))	12.0008.3.484	3-55	15	2	12.0008.4.231	3-41	39	3
08.6852.8.000	3-33	20	(4)	12.0008.3.485	3-55	08	1	12.0008.4.231	3-45	39	2

From the library of: Diamond Needle Corp

Revised 03/2006

e-mail: service@amfreece.cz; parts@amfreece.cz; website: www.amfreece.com

Phones: +420 582 309 146 (Service), +420 582 309 286 (Spare Parts); Fax: +420 582 360 606

INDEX

PART NUMBER	PAGE	DET	QTY	PART NUMBER	PAGE	DET	QTY	PART NUMBER	PAGE	DET	QTY
12.0008.4.279				12.0008.4.777				12.2010.1.002			
12.0008.4.279	3-3	38	1	12.0008.4.777	3-41	21	1	12.2010.1.002	3-15	14	2
12.0008.4.279	3-49	18*	(1)*	12.0008.4.833	3-51	9	2	12.2050.0.003	3-3	20	1
12.0008.4.280	3-25	35	1	12.0008.4.835	3-37	46	1	12.2050.0.005	3-27	30	1
12.0008.4.280	3-49	13	1	12.0008.4.835	3-41	46	1	12.2070.0.005	3-65	11	(4)
12.0008.4.296	3-49	3	(1)	12.0008.4.835	3-45	46	1	12.2070.0.006	3-65	12	(2)
12.0008.4.366	3-37	42	1	12.0008.4.848	3-67	20	2	12.2070.0.007	3-65	10	(2)
12.0008.4.366	3-41	42	1	12.0008.4.861	3-37	45	1	12.2070.0.008	3-65	14	1
12.0008.4.366	3-45	42	1	12.0008.4.861	3-41	45	1	12.2070.0.009	3-65	09	1
12.0008.4.403	3-37	26*	1*	12.0008.4.861	3-45	45	1	12.4030.0.002	3-27	27	1
12.0008.4.403	3-41	26*	1	12.0008.4.863	3-37	44	1	12.5050.2.009	3-25	15	1
12.0008.4.403	3-45	26	1	12.0008.4.863	3-41	44	1				
12.0008.4.472	3-37	50	2	12.0008.4.863	3-45	44	1	12.8000.0.040			
12.0008.4.472	3-41	50	2	12.0008.4.897	3-45	05**	(1)	12.8000.0.040	3-37	48	1
12.0008.4.472	3-45	50	2					12.8000.0.040	3-41	48	1
12.0008.4.581	3-45	73**	(1)	12.0008.6.001				12.8000.0.040	3-45	48	1
12.0008.4.484	3-51	8	1	12.0008.6.001	3-69	09	1	12.8000.0.041	3-37	47	1
12.0008.4.563	3-37	15	1	12.0008.6.100	3-69	17	1	12.8000.0.041	3-41	47	1
12.0008.4.563	3-41	15	1	12.0008.6.101	3-69	15	1	12.8000.0.041	3-45	47	1
12.0008.4.563	3-45	15	1	12.0008.6.102	3-69	14	1	12.8000.0.044	3-37	54	1
12.0008.4.565	3-37	2	(2)	12.0008.6.105	3-69	18	1	12.8000.0.044	3-45	54	1
12.0008.4.565	3-41	2	(2)	12.0008.6.109	3-69	13	1	12.8000.0.047	3-37	16	1
12.0008.4.565	3-45	02*	(2)	12.0008.6.112	3-69	16	1	12.8000.0.047	3-41	16	1
12.0008.4.568	3-51	10	2	12.0008.6.213	3-65	25	(6)	12.8000.0.047	3-45	16	1
12.0008.4.570	3-37	14	1	12.0008.6.518	3-67	24	1	12.8000.0.048	3-45	20	1
12.0008.4.570	3-41	14	2	12.0008.6.800	3-19	23	1	12.8000.0.065	3-41	54	1
12.0008.4.570	3-45	14	2	12.0008.6.801	3-33	06	(4)	12.8000.0.416	3-17	06	1
12.0008.4.571	3-37	9	(2)	12.0008.6.801	3-35	05	(4)				
12.0008.4.571	3-41	9	(2)	12.0008.6.813	3-35	34	((3))	17.0014.1.226			
12.0008.4.571	3-45	09*	(2)	12.0008.6.900	3-33	05	(1)	17.0014.1.226	3-67	08	2
12.0008.4.574	3-37	5	(1)	12.0008.6.901	3-33	16	(1)	17.0019.0.441	3-33	03	(4)
12.0008.4.574	3-41	5	(1)	12.0008.6.901	3-35	44	(1)	17.0019.0.441	3-35	03	(4)
12.0008.4.574	3-45	05*	(1)	12.0008.6.964	3-35	41	((4))	17.0019.0.517	3-11	37	1
12.0008.4.631	3-65	27	(1)	12.0008.6.965	3-35	43	(1)	17.0019.2.057	3-11	25	1
12.0008.4.632	3-17	16*	1*					17.0027.1.799	3-31	09	1
12.0008.4.679	3-37	25*	(1)*	12.0010.4.005				17.0031.0.460	3-5	25	2
12.0008.4.679	3-41	25*	(1)	12.0010.4.005	3-33	27*	(1)	17.0081.6.225	3-35	36	((1))
12.0008.4.679	3-45	25	(1)	12.1010.2.003	3-25	33	1	17.0082.6.000	3-31	10	1
12.0008.4.698	3-45	19	1	12.1010.2.013	3-61	07	1	17.0082.8.082	3-25	23	1
12.0008.4.710	3-37	24	1	12.1011.0.001	3-25	36	1	17.0094.0.200	3-33	14	(4)
12.0008.4.710	3-41	24	1	12.1014.0.005	3-63	03	1	17.0094.5.310	3-31	12	1
12.0008.4.710	3-45	24	(3)	12.1016.0.000	3-35	35	((2))	17.0095.1.272	3-33	04	(4)
12.0008.4.713	3-37	38	1	12.1016.1.000	3-33	08	(6)	17.0095.1.272	3-35	04	(4)
12.0008.4.713	3-41	38	1	12.1016.1.000	3-35	11	(2)	17.0095.1.329	3-31	07	1
12.0008.4.713	3-45	38	1	12.1045.0.011	3-67	03	1				
12.0008.4.742	3-45	21	1	12.1045.2.001	3-3	29	1	19.0005.0.013			
12.0008.4.744	3-51	2	2	12.1045.2.001	3-27	36	1	19.0005.0.013	3-45	70**	(1)
12.0008.4.748	3-51	11**	1**	12.1045.3.001	3-7	04	1	19.0014.7.003	3-45	68**	(1)
12.0008.4.777	3-33	25**	1**					19.0081.5.419	3-53	02	1
12.0008.4.777	3-35	06	(1)					19.0083.7.002	3-45	69**	(1)

Revised 03/2006

e-mail: service@amfreece.cz; parts@amfreece.cz; website: www.amfreece.com

Phones: +420 582 309 146 (Service), +420 582 309 286 (Spare Parts); Fax: +420 582 360 606

INDEX

PART NUMBER	PAGE	DET	QTY	PART NUMBER	PAGE	DET	QTY	PART NUMBER	PAGE	DET	QTY
20.0092.0.004				22.0106.0.000				22.0312.0.000			
20.0092.0.004	3-7	02	1	22.0106.0.000	3-23	25	2	22.0312.0.000	3-11	06	1
20.0093.2.004	3-7	01	1	22.0107.0.000	3-31	13	1	22.0313.0.000	3-11	17	(1)
20.0094.0.000	3-15	07	1	22.0108.0.000	3-31	08	1	22.0315.0.000	3-11	22	1
20.0094.0.000	3-69	03	1	22.0110.0.000	3-11	54	1	22.0320.0.000	3-11	36	1
20.0111.0.000	3-15	08	1	22.0110.0.000	3-19	09	1	22.0325.0.000	3-11	10	1
20.0112.0.000	3-15	10	1	22.0114.0.000	3-11	02	1	22.0336.0.000	3-11	44	1
				22.0115.0.000	3-27	43	1	22.0353.0.000	3-11	48	3
22.0005.0.000				22.0120.0.000	3-31	05	1	22.0354.0.000	3-11	04	1
22.0005.0.000	3-19	03	1	22.0121.0.000	3-11	03	1	22.0370.0.000	3-11	46	1
22.0006.0.000	3-27	34	1	22.0137.0.000	3-23	10	2	22.0400.0.000	3-9	23	1
22.0008.0.000	3-19	02	1	22.0143.0.000	3-27	06	4	22.0405.0.000	3-9	14	1
22.0009.0.000	3-19	12	(1)	22.0153.0.000	3-27	38	2	22.0408.1.000	3-27	09	1
22.0009.0.050	3-19	28	1	22.0159.0.000	3-5	20	1				
22.0020.0.000	3-19	22	1	22.0161.0.000	3-21	23	1	22.0510.0.000			
22.0021.0.000	3-11	47	1	22.0164.0.000	3-5	16	1	22.0510.0.000	3-3	03	1
22.0021.0.000	3-15	27	1	22.0173.0.000	3-5	02	2	22.0520.0.000	3-3	06	1
22.0022.0.000	3-11	55	1	22.0175.0.000	3-3	27	1	22.0525.0.000	3-3	16	(1)
22.0022.0.000	3-15	31	1	22.0177.0.000	3-3	35	2	22.0525.0.050	3-3	24	1
22.0023.0.000	3-15	28	1	22.0178.0.000	3-3	34	1	22.0530.0.000	3-3	10	1
22.0024.0.000	3-15	22	1	22.0182.0.000	3-23	12	2	22.0535.0.100	3-3	30	1
22.0026.0.000	3-11	40	1	22.0183.0.000	3-11	39	1	22.0540.0.000	3-3	14	1
22.0027.0.000	3-19	19	1	22.0183.0.000	3-15	18	1	22.0541.0.000	3-3	13	1
22.0028.0.000	3-19	17	2	22.0183.0.000	3-19	07	1	22.0542.0.000	3-3	11	1
22.0029.0.000	3-19	15	2	22.0184.0.000	3-11	21	3	22.0545.0.000	3-3	25	1
22.0030.0.000	3-19	26	1	22.0186.0.000	3-11	27	1	22.0545.0.000	3-27	41	1
22.0031.0.000	3-11	51	2	22.0195.0.000	3-3	01	1				
22.0031.0.000	3-15	15	2					22.1010.0.000			
22.0032.0.000	3-11	49	2	22.0208.0.000				22.1010.0.000	3-17	04	2
22.0033.0.000	3-19	25	1	22.0208.0.000	3-11	26	1	22.1415.0.050	3-21	11	1
22.0046.0.000	3-21	16	1	22.0209.0.000	3-69	04	1	22.1422.0.000	3-25	22	1
22.0049.0.000	3-11	31	1	22.0213.0.000	3-69	10	1	22.1436.0.000	3-21	14	2
22.0054.0.000	3-25	06	1	22.0214.0.000	3-19	10	1				
22.0057.0.000	3-29	14	1	22.0219.0.000	3-33	17	1	22.2410.0.000			
22.0058.0.000	3-25	08	1	22.0219.0.000	3-35	48	1	22.2410.0.000	3-15	03	1
22.0061.0.000	3-11	07	1	22.0223.0.000	3-5	24	1	22.2425.0.050	3-15	19	1
22.0062.0.000	3-25	11	1	22.0224.0.000	3-5	23	1	22.2440.0.000	3-15	05	2
22.0063.0.000	3-19	04	1	22.0228.0.000	3-11	12	1	22.2442.0.000	3-15	02	2
22.0064.0.000	3-15	16	1	22.0229.0.000	3-31	03	2	22.2607.0.000	3-23	01	1
22.0064.0.000	3-19	14	2	22.0230.0.000	3-3	08	2	22.2610.0.000	3-23	14	1
22.0069.0.000	3-19	21	1	22.0232.0.000	3-11	53	1	22.2626.0.000	3-23	03	1
22.0091.0.000	3-21	24	1	22.0232.0.000	3-15	24	1	22.2627.0.000	3-23	02	2
22.0097.0.000	3-23	13	1	22.0233.0.000	3-15	30	1	22.2630.0.000	3-23	21	1
				22.0239.0.000	3-3	09	2	22.2631.0.000	3-23	24	1
22.0100.0.000								22.2633.0.000	3-23	23	1
22.0100.0.000	3-11	34	4	22.0300.0.000				22.2635.0.000	3-23	16	1
22.0100.0.000	3-15	20	3	22.0300.0.000	3-27	40	1	22.2637.0.000	3-23	22	1
22.0100.0.000	3-19	11	4	22.0305.0.000	3-11	35	1	22.2638.0.000	3-23	17	1
22.0104.0.000	3-31	06	1	22.0309.0.000	3-11	20	(1)	22.2639.0.000	3-23	18	1
22.0105.0.000	3-15	29	1	22.0309.0.050	3-11	59	1	22.2640.0.050	3-23	26	1

From the library of: Diamond Needle Corp

Revised 03/2006

e-mail: service@amfreece.cz; parts@amfreece.cz; website: www.amfreece.com

Phones: +420 582 309 146 (Service), +420 582 309 286 (Spare Parts); Fax: +420 582 360 606

INDEX

PART NUMBER	PAGE	DET	QTY	PART NUMBER	PAGE	DET	QTY	PART NUMBER	PAGE	DET	QTY
22.2651.0.000				24.0036.1.000				24.0069.9.042			
22.2651.0.000	3-9	15	1	24.0036.1.000	3-5	03	1	24.0069.9.042	3-41	33	1
22.2652.0.000	3-9	04	1	24.0037.0.000	3-21	02	1	24.0069.9.043	3-41	35	1
22.2653.0.000	3-9	02	1	24.0038.0.000	3-17	05	1	24.0069.9.044	3-45	29	1
22.2655.0.000	3-9	18	1	24.0039.1.000	3-21	13	1	24.0069.9.046	3-45	64**	(1)
22.2656.0.000	3-9	07	1	24.0044.0.000	3-25	19***	1	24.0069.9.306	3-49	04*	(1)*
22.2657.0.000	3-9	06	1	24.0048.0.000	3-3	26	1	24.0080.0.000	3-7	05	1
22.2664.0.000	3-9	24	1	24.0049.0.000	3-11	14	2	24.0097.0.000	3-49	7	(1)
22.2665.0.000	3-9	19	1	24.0050.0.000	3-53	31	1	24.0100.0.000			
22.3003.0.000	3-23	28	1	24.0051.0.066	3-27	16	1	24.0100.0.000	3-3	36	1
22.3022.0.000	3-27	07	1	24.0059.9.017	3-37	53	1	24.0106.0.000	3-25	31	1
22.3028.0.000	3-5	12	1	24.0059.9.017	3-41	53	1	24.0107.0.050	3-33	01*	1
22.3029.0.000	3-5	28	2	24.0059.9.017	3-45	53	1	24.0107.1.000	3-33	10*	(1)
22.3034.0.000	3-5	15	1	24.0059.9.064	3-37	32	1	24.0108.0.000	3-25	16	1
22.3036.0.000	3-5	11*	1*	24.0059.9.064	3-41	32	1	24.0111.0.000	3-17	01	1
22.3064.0.000	3-27	44	1	24.0059.9.064	3-45	32	1	24.0112.0.000	3-29	11	1
22.3068.0.000	3-27	01	8	24.0059.9.065	3-33	12	1	24.0126.0.000	3-11	05	1
22.3068.0.000	3-27	01**	4	24.0059.9.069	3-37	28	1	24.0127.0.000	3-11	42	1
22.3069.0.000	3-23	07	1	24.0059.9.069	3-41	28	1	24.0138.0.000	3-37	43	1
22.3219.0.000	3-27	18	1	24.0059.9.069	3-45	28	1	24.0139.0.000	3-31	02	1
22.6002.0.000				24.0061.0.000				24.0140.0.000 3-11 60 1			
22.6002.0.000	3-25	25	1	24.0061.0.000	3-21	28	1	24.0141.0.000	3-31	01	1
22.8400.0.000	3-27	39	1	24.0062.0.000	3-21	21	1	24.0142.0.000	3-33	10	(1)
23.2044.0.050				24.0063.0.000	3-21	25	1	24.0142.0.050	3-33	01	1
23.2044.0.050	3-25	24	1	24.0066.0.000	3-15	13	2	24.0144.0.000	3-51	3	1
23.2106.0.000	3-15	09	1	24.0067.0.000	3-29	03	1	24.0145.0.000	3-53	32	1
23.2107.0.000	3-15	12	1	24.0068.0.000	3-29	02	1	24.0146.0.000	3-37	8	(1)
24.0001.0.000				24.0069.9.002	3-37	35	1	24.0146.0.000	3-41	8	(1)
24.0001.0.000	3-3	33	1	24.0069.9.002	3-45	35	1	24.0146.0.000	3-45	08*	(1)
24.0002.0.000	3-3	28	1	24.0069.9.003	3-49	4	(1)	24.0147.0.000	3-37	10	(2)
24.0002.0.000	3-27	32	1	24.0069.9.004	3-37	23	1	24.0147.0.000	3-41	10	(2)
24.0003.0.000	3-7	06	1	24.0069.9.004	3-41	23	1	24.0147.0.000	3-45	10*	(2)
24.0004.0.000	3-7	08	1	24.0069.9.004	3-45	23	1	24.0148.0.000	3-37	18	1
24.0005.0.000	3-7	10	1	24.0069.9.006	3-37	30	1	24.0148.0.000	3-41	18	1
24.0006.0.000	3-7	14	1	24.0069.9.006	3-41	30	1	24.0148.0.000	3-45	18	1
24.0009.0.000	3-21	09	1	24.0069.9.006	3-45	30	1	24.0154.0.000	3-29	16	1
24.0010.0.000	3-21	08	1	24.0069.9.008	3-37	33	1	24.0155.0.000	3-17	04*	2*
24.0011.0.000	3-21	05	1	24.0069.9.008	3-45	33	1	24.0158.1.000	3-5	09	1
24.0014.0.000	3-21	06	1	24.0069.9.009	3-49	1	1	24.0159.0.000	3-45	10**	(4)
24.0016.0.000	3-25	32	1	24.0069.9.018	3-51	7	1	24.0160.0.000	3-45	08**	(1)
24.0018.0.000	3-27	14	1	24.0069.9.018	3-51	07*	1*	24.0161.0.000	3-45	66**	(1)
24.0019.0.000	3-27	29	1	24.0069.9.023	3-37	19		24.0351.0.000	3-11	09	1
24.0020.0.000	3-27	24	1	24.0069.9.023	3-41	19	1	24.0500.0.000	3-3	19	1
24.0024.0.000	3-69	06	1	24.0069.9.027	3-37	29	1	24.1000.0.000			
24.0027.0.000	3-27	42	1	24.0069.9.027	3-41	29	1	24.1000.0.000	3-27	28	1
24.0030.0.000	3-69	05	1	24.0069.9.028	3-45	22	1	24.1430.1.000	3-21	20	1
24.0035.1.000	3-5	06	1	24.0069.9.029	3-45	31	1	24.2035.0.000	3-11	29	1
				24.0069.9.038	3-49	01*	1*	24.2400.0.000	3-27	35	1
				24.0069.9.040	3-35	07	(1)				

Revised 03/2006

e-mail: service@amfreece.cz; parts@amfreece.cz; website: www.amfreece.com

Phones: +420 582 309 146 (Service), +420 582 309 286 (Spare Parts); Fax: +420 582 360 606

INDEX

PART NUMBER	PAGE	DET	QTY	PART NUMBER	PAGE	DET	QTY	PART NUMBER	PAGE	DET	QTY
24.3026.0.000				24.4037.0.000				12.0008.3.751	3-57	48	1
24.3026.0.000	3-5	19	1	24.4037.0.000	3-67	21	1	08.6676.4.025	3-57	49	2
24.3054.0.000	3-27	02	2	24.4039.0.000	3-65	07	1				
24.3055.0.000	3-27	04	1	24.4040.0.000	3-65	06	1				
24.3070.0.000	3-23	06	1	24.4041.0.000	3-65	05	1				
24.3071.0.000	3-9	20	1	24.4042.0.000	3-65	02	1				
24.3072.0.000	3-9	13	1	24.4043.0.000	3-67	23	1				
24.3073.0.000	3-9	09	1	24.4044.0.000	3-55	45	1				
24.3074.0.000	3-9	08	2	24.4045.0.000	3-55	30	2				
24.3075.0.000	3-9	12	1	24.4046.0.000	3-55	39	2				
24.3076.0.000	3-23	05	1	24.4047.0.000	3-55	46	1				
24.3077.0.000	3-23	08	1	24.4048.0.000	3-65	18	(1)				
24.3079.0.000	3-69	29*	—	24.4048.0.050	3-65	26	1				
24.3080.0.000	3-69	30*	—	24.4049.0.000	3-65	24	2				
24.3081.0.000	3-27	04*	1*	24.4059.0.000	3-55	47	1				
24.3085.0.000	3-27	45*	1*	24.4051.0.000	3-65	17	(1)				
				24.4056.0.000	3-67	14	1				
24.4001.0.050				24.4057.0.000	3-61	12	1				
24.4001.0.050	3-59	10	1	24.4058.0.000	3-61	11	1				
24.4001.0.901	3-59	08	(1)	24.4068.0.000	3-55	41	1				
24.4001.0.902	3-59	07	(1)	24.4069.0.000	3-55	38	1				
24.4002.0.000	3-59	04	1	24.4070.0.000	3-55	37	1				
24.4003.0.000	3-59	03	1	24.4071.0.000	3-55	35	1				
24.4004.0.000	3-59	02	1	24.4072.0.000	3-55	34	1				
24.4005.0.000	3-63	21	1	24.4073.0.000	3-55	31	1				
24.4006.0.000	3-63	22	1								
24.4007.0.000	3-63	24	1	24.6000.5.000							
24.4008.0.000	3-63	18	1	24.6000.5.000	3-25	04	1				
24.4009.0.000	3-63	11	1	24.6001.2.000	3-29	10	1				
24.4010.0.000	3-63	08	1	24.6003.0.000	3-29	13	1				
24.4011.0.000	3-63	14	1	24.6004.1.001	3-29	06	1				
24.4013.0.000	3-63	10	1	24.6005.1.002	3-17	13	1				
24.4014.0.000	3-63	07	1	24.6100.1.000	3-27	10	1				
24.4015.0.000	3-63	06	1								
24.4016.0.000	3-63	04	1	24.8001.0.001							
24.4017.0.000	3-63	01	1	24.8001.0.001	3-51	4	1				
24.4018.0.000	3-5	29*	1*	24.8001.0.004	3-51	1	1				
24.4019.0.000	3-63	20	1	24.8001.0.005	3-37	11	(1)				
24.4023.0.000	3-61	08	1	24.8001.0.005	3-41	11	(1)				
24.4024.0.000	3-61	09	1	24.8001.0.005	3-45	11*	(1)				
24.4025.0.000	3-61	06	1	24.8001.0.006	3-45	11**	(1)				
24.4026.0.000	3-61	02	1								
24.4027.0.000	3-61	04	1	70.4165.1.125							
24.4028.0.000	3-23	29*	1*	70.4165.1.125	3-37	51	1				
24.4029.0.000	3-67	05	1	70.4165.1.125	3-45	51	1				
24.4030.0.000	3-67	09	2								
24.4031.0.000	3-67	11	1								
24.4032.0.000	3-67	12	1								
24.4034.0.000	3-67	13	1								
24.4036.0.000	3-67	19	1								

Revised 03/2006

e-mail: service@amfreece.cz; parts@amfreece.cz; website: www.amfreece.com

Phones: +420 582 309 146 (Service), +420 582 309 286 (Spare Parts); Fax: +420 582 360 606

INDEX
